



**OFS / Carolina** | LOCK CORE ORDER FORM

**FORM  
DETAILS**

If this lock core order form is not submitted with the purchase order, all units will be keyed 345T.  
Please note, each lock ordered consists of one (1) core and one (1) key.

**Please indicate the brand to which this order applies.** If ordering for multiple brands, please use a different form for each brand.

Lock cores are available in **NICKEL [N]**, **BRASS [BR]** or **BLACK [K]**. Key numbers **100-150 are in stock** and available for shipment with the purchase order. Other key numbers will be ordered, acknowledged and shipped on a separate order with a three (3) week delivery.

**ORDER INFORMATION**

Please print legibly and fill out every applicable field below.

DATE (MM/DD/YYYY)	SUBMITTED BY		
DEALER NAME		END USER NAME	
PURCHASE ORDER NUMBER		ACKNOWLEDGMENT NUMBER	
COMMENTS			

**BRAND**

Please circle the brand to which this order applies.

<b>OFS</b>	<b>CAROLINA</b>
------------	-----------------

**ORDER**

Please continue on additional pages if needed. Mark the page number here.

PAGE NUMBER
TOTAL PAGES

QUANTITY	KEY NUMBER	COLOR	TAG
		[N] [BR] [K]	
		[N] [BR] [K]	
		[N] [BR] [K]	
		[N] [BR] [K]	
		[N] [BR] [K]	
		[N] [BR] [K]	
		[N] [BR] [K]	
		[N] [BR] [K]	
		[N] [BR] [K]	
		[N] [BR] [K]	
		[N] [BR] [K]	
		[N] [BR] [K]	
		[N] [BR] [K]	
		[N] [BR] [K]	
		[N] [BR] [K]	
		[N] [BR] [K]	
		[N] [BR] [K]	
		[N] [BR] [K]	
		[N] [BR] [K]	
		[N] [BR] [K]	
		[N] [BR] [K]	



mod#	modification detail	list price
1. MOD#1	Standard OFS Hardware Pulls	<b>\$25 Each</b>
2. MOD#2	All Modular Top, End Panel, and Back Panel Cut Downs	<b>\$100</b>
3. MOD#3	Move or Add Grommets (customer to specify location)	<b>\$70 Each</b>
4. MOD#4	Reinforced Drawers - factory installed metal support bars. (Available on lateral files and on 16"D file drawers) <i>Applicable on filing in most casegoods 24"D or under. Contact Customer Service or Specials Costing for applicability on other items.</i>	<b>Per \$30 Drawer</b>
5. MOD#5	Fabric Tackboards (any size reduction or an increase in height up to 6")	<b>\$50</b>
6. MOD#6	Contemporary - BBF to FF	<b>No Upcharge</b>
7. MOD#7	Contemporary - FF to BBF	<b>No Upcharge</b>
8. MOD#8	Wire Access Cutout in Back Panel (4" x 4") - Available on Bridges, Returns, Credenzas, & Corner Units. Cannot be located closer than 3" from any edge. For units with Signature Band, top clearance is 6". (customer to specify location)	<b>No Upcharge</b>
9. MOD#9	Wire Access Cutout in Back Panel (12" x 12") - Available on Bridges, Returns, Credenzas, & Corner Units. Cannot be located closer than 3" from any edge. For units with Signature Band, top clearance is 6". (customer to specify location)	<b>No Upcharge</b>
10. MOD#10	Locking (non-electronic) for wood or laminate doors only. Per individual storage section (no vertical divider).	<b>\$150</b>
11. MOD#11	Seating with 2 Different Fabrics Two Same Grade Fabrics = <b>Next Higher Grade</b> Two Different Grade Fabrics = <b>Higher of the Two</b> Three Different Grade Fabrics = <b>Highest of the Three</b> <b>(Note:</b> Contrasting welt only available in a single fabric. Two-toned welt is not available.) <i>(two-tone diagram required from customer at time of ordering - contact customer service)</i>	
12. MOD#12	Plywood Drawers	<b>\$50 Each</b>
13. MOD#13	Venting Slots (customer to specify location)	<b>\$75</b>
14. MOD#14	All Bullets or P Tables Removal of Modesty Panel	<b>No Upcharge</b>
15. MOD#15	Highback or Wallmount Organizers Removal of Doors	<b>No Upcharge</b>
17. MOD#17	Wire Access Door in Back Panel (18" x 15") Left Hinge - Available on Bridges, Returns, Credenzas, & Corner Units. Top clearance is 3". (customer to specify location)	<b>\$445 Each</b>
18. MOD#18	Set of 4 Casters - Available on some Pedestals	<b>\$55</b>
19. MOD#19	Full Wood Panel Set of Doors on Bookcase 72" Tall and under	<b>\$800</b>
20. MOD#20	Full Wood Panel Set of Doors on Bookcase 30" Tall and under	<b>\$375</b>
22. MOD#22	Casegood Units Cutdown — TFL, HPL and Veneer Width Only (cannot affect drawer size, glass or metal items)	<b>15% Upcharge</b>
23. MOD#23	Increase Worksurface or Top Depth from 48"D - 59.5"D — TFL, HPL and Veneer Only Excludes 3D Laminate Tops <b>(Note:</b> <i>larger tops may require proportionately larger bases and support</i> )	<b>35% Upcharge</b>
24. MOD#24	Specify Built Up TFL Units Only in Two Color Options Must Indicate Specific Laminate Placement <i>(drawing recommended)</i>	<b>No Upcharge</b>

**Liability Clause:**

This pricing structure represents the more commonly requested product modifications. Although these modifications can be applied to the vast majority of products listed in our price books, some modifications cannot be applied to products with non-standard design features. Please contact your Customer Service Representative if you require assistance.

**How to Order:**

Example

Qty	MOD#	Model Number	Modification Detail	Options	Price
1	MOD#2	34-10824MCT	cut down to 104" wide	B5A - BUW - G1 - G1	\$1,508 + \$100 = \$1,608



#### **VENEER**

Exposed surfaces are number one select cherry veneers. Back panels and drawer fronts are matched in sets to assure proper grain balance. Select straight and close grain patterns are used overall to maintain consistency between individual units.

#### **WORKSURFACES**

Worksurfaces feature 1.25" thick tops utilizing 5-ply construction. Lumber banded edges are mitred at the corners. High pressure laminate worksurfaces are 3-ply construction with .050 thickness for high impact resistance.

#### **FILE DRAWERS/WRITING SLIDES**

All executive file drawers accommodate letter or legal filing and letter-size double file capabilities. Filing hardware is finished to prevent corrosion. Writing slides feature OFS' exclusive "Neoprene Channel" providing a snagless and quiet in-out motion.

#### **DRAWER CONSTRUCTION**

0.4375" thick unidirectional plywood drawer sides and backs are assembled using rigid dowel construction. Drawers feature 0.25" thick drawer bottoms. Drawer interiors are sanded and finished.

#### **DRAWER SUSPENSION**

High quality drawer suspensions carry a lifetime warranty. Box and file drawers are full extension. All suspension systems feature positive and cushioned in/out stops, steel ball bearings and a durable finish to ensure a smooth ride.

#### **LOCKING**

Central secures all drawers with the turn of a single key. All units are standard shipped keyed alike. Specific key requirements may be specified on the purchase order at the time the order is placed for field installation (ships separately). Removable lock cores allow for re-keying in the field.

#### **ASSEMBLY**

Units feature tenon-and-groove case construction and mortise-and-tenon pedestal construction for ultimate stability. Structural joints are secured by 16-gauge steel angle brackets and wood glue blocks. Adjustable levelers feature insert nuts to prevent glide tear out.

#### **FINISH**

**euroluxe®** The patented Euroluxe® finish is a chemically re-engineered Urethane clear coat that preserves the beautiful depth and clarity of OFS' finishes, but allows for much greater performance with chemical and scratch resistance, as well as the complete elimination of dangerous formaldehyde emissions. The Euroluxe® finish system achieves indoor air quality standards set by LEED and BIFMA furniture emission standards and allows all products to achieve SCS Global Services' Indoor Advantage Gold Certification

#### **GREEN HIDE SIERRA LEATHERS**

See Green Hide Sierra at ofs.com for color selections.

**FINISH OPTIONS**

---

Veneer

*Flat Cut***MMC** Mocha**MLC** Sienna

HPL

*Flat Cut***CMP** Mocha**CHP** Sienna**STORAGE UNITS**

---

A single storage cabinet, storage wardrobe or storage depth open bookcase **with mitered crown and base** is used on the end of a mitered credenza or cockpit return **when a hutch or wallmount organizer is specified**.

A single storage cabinet, storage wardrobe or storage depth open bookcase **with standard crown and mitered base** is used on the end of a mitered credenza or cockpit return **when no hutch or wallmount organizer is specified**.

Multiple storage cabinets, storage wardrobes or storage depth open bookcases cannot be used side-by-side as standard items - contact your CSR for information.

**GANGING BOOKCASES (pages 959-963)**

---

Classic bookcases with crowns and bases can be ganged to create multiple lengths of bookcase units.

Single and double bookcases are built up and ship assembled with crown and base attached. Triple bookcases are modular and require three chassis plus crown and base (five pieces per triple unit).

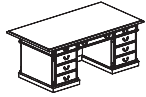
Gang one unit with flat connecting end on right and one unit with flat connecting end on left. For longer lengths, add single or double center unit(s) with flat connecting ends on right and left. For double bookcase units with single crown and base, see page 960. For triple bookcase units with single crown and base, see pages 961-962.

## DOUBLE PEDESTAL DESK STANDARD FEATURES

### Edge Shape



### Drawer Pull



model		w	d	h	wt	cu ft	list
<b>45-7842C</b>	Chassis	70.25	33.88	29	343	50	\$ 6,365
<ul style="list-style-type: none"> <li>• 30.25"H with Top</li> <li>• 8" Overhang</li> <li>• Pull-Out Writing Slides</li> <li>• Two Tray Drawers</li> <li>• Two File Drawers</li> <li>• Letter or Legal Filing</li> <li>• Letter Size Double File Capabilities</li> <li>• Two Box Drawers</li> <li>• Center Drawer</li> <li>• Central Locking System</li> <li>• Adjustable Levelers</li> <li>• 28"W Kneespace</li> <li>• Must Specify Key</li> </ul>							
<b>45-7842WT</b>	Wood Top	78	42	1.25	135	9	\$ 1,990
<ul style="list-style-type: none"> <li>• Use with 45-7842C</li> <li>• 7" Overhang</li> </ul>							
<b>45-7842LT</b>	Leather Top	78	42	1.25	133	9	\$ 3,420
<ul style="list-style-type: none"> <li>• Use with 45-7842C</li> <li>• 7" Overhang</li> <li>• Must Specify Leather</li> <li>• Must Specify no Tooling (NJ) or Tooling (NK) for Leather Top</li> </ul>							
<b>45-7842PT</b>	Parquet Top	78	42	1.25	135	9	\$ 5,133
<ul style="list-style-type: none"> <li>• Use with 45-7842C</li> <li>• 7" Overhang</li> </ul>							
<b>45-8442WT</b>	Wood Top	84	42	1.25	158	10	\$ 1,992
<ul style="list-style-type: none"> <li>• Use with 45-7842C</li> <li>• 7" Overhang</li> </ul>							
<b>45-8442LT</b>	Leather Top	84	42	1.25	158	10	\$ 3,760
<ul style="list-style-type: none"> <li>• Use with 45-7842C</li> <li>• 7" Overhang</li> <li>• Must Specify Leather</li> <li>• Must Specify no Tooling (NJ) or Tooling (NK) for Leather Top</li> </ul>							
<b>45-8442PT</b>	Parquet Top	84	42	1.25	158	10	\$ 5,821
<ul style="list-style-type: none"> <li>• Use with 45-7842C</li> <li>• 7" Overhang</li> </ul>							

### OPTIONS

Finish	Key (45-7842C only)	Leather (45-7842LT and 45-8442LT only)	Tooling (45-7842LT and 45-8442LT only)
Flat Cut MMC MLC CMP CHP	NM Locking - Standard Key (#345) H2X Locking - Key Specific  NOTE: Lock Core Order Form on page K must be included when ordering H2X option	See Green Hide Sierra at ofs.com for color selections.  NOTE: For 45-7842LT, leather can be ordered to match OFS seating. Call CSR for selection 1-800-521-5381.	NJ No Tooling - Standard NK Tooling \$335

### HOW TO ORDER

SPECIFY: Finish | key (if applicable) | leather (if applicable) | tooling (if applicable). See page 890 for a complete offering of finishes.

### MODEL NUMBER

45-7842C

Finish	Key (45-7842C only)	Leather (45-7842LT and 45-8442LT only)	Tooling (45-7842LT and 45-8442LT only)
MLC	NM	Black	NK

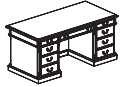
## DOUBLE PEDESTAL DESK STANDARD FEATURES

- 64.25"W x 29.625"D Chassis
- Pull-Out Writing Slides
- Two Tray Drawers
- Two File Drawers
- Letter or Legal Filing
- Two Box Drawers
- Center Drawer
- Central Locking System
- Adjustable Levelers

### Edge Shape

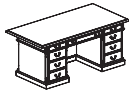


### Drawer Pull



model		w	d	h	wt	cu ft	list
<b>45-6632DPDS</b>		66	32	30.25	367	43	\$ 6,568

- Dictation Slide on Approach Side
- 28"W Kneespace



model		w	d	h	wt	cu ft	list
<b>45-7236DP</b>	Wood Top	72	36	30.25	378	53	\$ 6,674

- 6" Overhang
- Letter Size Double File Capabilities
- 28"W Kneespace

<b>45-7236DPLT</b>	Leather Top	72	36	30.25	378	53	\$ 8,392
--------------------	-------------	----	----	-------	-----	----	----------

- Must Specify Leather
- Must Specify no Tooling (NJ) or Tooling (NK) for Leather Top

<b>45-7236DPPT</b>	Parquet Top	72	36	30.25	378	53	\$ 10,384
--------------------	-------------	----	----	-------	-----	----	-----------

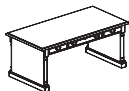
## TABLE DESK STANDARD FEATURES

- 22"D Locking Center Drawer
- Pencil Tray
- Adjustable Levelers

### Edge Shape



### Drawer Pull



model		w	d	h	wt	cu ft	list
<b>45-6632TD</b>		66	32	30.25	271	43	\$ 4,957
<b>45-7236TD</b>		72	36	30.25	298	53	\$ 5,244

## OPTIONS

Finish	Key	Leather (45-7236DPLT only)	Tooling (45-7236DPLT only)
Flat Cut MMC MLC CMP CHP	NM Locking - Standard Key (#345) H2X Locking - Key Specific  NOTE: Lock Core Order Form on page K must be included when ordering H2X option	See Green Hide Sierra at ofs.com for color selections.	NJ No Tooling - Standard NK Tooling \$335

## HOW TO ORDER

SPECIFY: Finish | key | leather (if applicable) | tooling (if applicable). See page 890 for a complete offering of finishes.

## MODEL NUMBER

45-6632DPDS

Finish	Key	Leather (45-7236DPLT only)	Tooling (45-7236DPLT only)
MLC	NM	Black	NK

## BULLET AND P-SHAPED TOP TABLES WITH END PANEL STANDARD FEATURES

- One End Panel
- Veneer Modesty Panel
- Adjustable Levelers
- Cannot be used as a Freestanding Unit
- Shipped KD

### Edge Shape



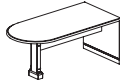
### BULLET SHAPED TOP



model		w	d	h	wt	cu ft	list
45-7236EBTML/TB4	LEFT	72	36	30.25	128	15	\$ 4,924
45-7236EBTMR/TB4	RIGHT	72	36	30.25	128	15	\$ 4,924

- 4" Diameter Wood Pedestal Base

### BULLET SHAPED TOP



model		w	d	h	wt	cu ft	list
45-7236EBTML/PB8	LEFT	72	36	30.25	128	15	\$ 4,924
45-7236EBTMR/PB8	RIGHT	72	36	30.25	128	15	\$ 4,924

- 8" Wood Panel Base

### P-SHAPED SHAPED TOP

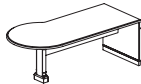


model		w	d	h	wt	cu ft	list
45-7242EPTLM/TB4	LEFT	72	42	30.25	181	18	\$ 5,206
45-8442EPTLM/TB4	LEFT	84	42	30.25	226	20	\$ 5,828

45-7242EPTRM/TB4	RIGHT	72	42	30.25	181	18	\$ 5,206
45-8442EPTRM/TB4	RIGHT	84	42	30.25	226	20	\$ 5,828

- 4" Diameter Wood Pedestal Base

### P-SHAPED TOP



model		w	d	h	wt	cu ft	list
45-7242EPTLM/PB8	LEFT	72	42	30.25	181	18	\$ 5,206
45-8442EPTLM/PB8	LEFT	84	42	30.25	226	20	\$ 5,828

45-7242EPTRM/PB8	RIGHT	72	42	30.25	181	18	\$ 5,206
45-8442EPTRM/PB8	RIGHT	84	42	30.25	226	20	\$ 5,828

- 8" Wood Panel Base

### OPTIONS

#### Finish

Flat Cut  
MMC MLC  
CMP CHP

### HOW TO ORDER

SPECIFY: Finish. See page 890 for a complete offering of finishes.

#### MODEL NUMBER

45-7236EBTML/TB4

#### Finish

MLC

## CORNER UNIT STANDARD FEATURES

- Storage Shelf
- Wire Management in Top
- Profiled on All Sides
- Use with Standard Bridge or Return
- Adjustable Levelers

### Edge Shape



model	w	d	h	wt	cu ft	list
45-4343CU	43	43	30.25	169	40	\$ 2,796

## CREDENZA STANDARD FEATURES

- Unfinished Back

### Edge Shape



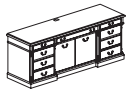
### Drawer Pull



### Door Pull



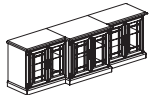
## DOOR WITH SHAPED ENDS



model	w	d	h	wt	cu ft	list
45-6624CRD	66	23.5	30.25	291	35	\$ 5,681
45-7224CRD	72	23.5	30.25	328	38	\$ 5,900
45-7824CRD	78	23.5	30.25	344	41	\$ 6,485

- Two Tray Drawers
- Two File Drawers
- Letter or Legal Filing
- Two Box Drawers
- Locking Pedestals
- Locking Center Drawer Functions as Keyboard Tray
- Adjustable Shelf behind Doors
- Wire Management in Top
- Adjustable Levels

## SHOWCASE



model	w	d	h	wt	cu ft	list
45-8424CRD	84	23.38	30.25	327	45	\$ 7,665
45-9624CRD	96	23.38	30.25	359	51	\$ 8,518

- Grille/Glass Doors
- Adjustable Glass Shelves
- Multiple Depth Design
- Ships as One-Piece
- Adjustable Levelers

## SHOWCASE HUTCH



model	w	d	h	wt	cu ft	list
45-8349SCH	83	23.31	49	339	70	\$ 10,059
45-9549SCH	95	23.31	49	371	80	\$ 12,061

- 24" Deep with Breakfront
- Grille/Glass Doors
- Adjustable Glass Shelves
- Multiple Depth Design
- Ships as One-Piece
- Two Can Lights in Each Section - UL Listed

## OPTIONS

Finish	Back (not available on 45-4343CU)	Key (45-6624CRD, 45-7224CRD and 45-7824CRD only)
Veneer Flat Cut MMC MLC	LW Unfinished - Standard LX Finished 45-6624CRD \$568 45-7224CRD \$590 45-7824CRD \$649 45-8424CRD \$767 45-9624CRD \$852 45-8349SCH \$1,006 45-9549SCH \$1,206	NM Locking - Standard Key (#345) H2X Locking - Key Specific  NOTE: Lock Core Order Form on page K must be included when ordering H2X option
HPL Woodgrain Laminate (Not Available on 45-8349SCH, and 45-9549SCH) Flat Cut CMP CHP		

## HOW TO ORDER

SPECIFY: Finish | back (if applicable) | key (if applicable). See page 890 for a complete offering of finishes.

## MODEL NUMBER

45-4343CU

Finish	Back (not available on 45-4343CU)	Key (45-6624CRD, 45-7224CRD and 45-7824CRD only)
MLC	LW	NM



## CREDENZA STANDARD FEATURES

- Unfinished Back
- Adjustable Levelers

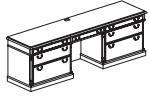
### Edge Shape



### Drawer Pull



## KNEESPACE LATERAL FILE



model		w	d	h	wt	cu ft	list
45-9624LFCR	26"W Kneespace	96	23.5	30.25	318	50	\$ 6,540

- Four Lateral File Drawers
- Letter or Legal Filing
- Locking Pedestals
- Locking Center Drawer Functions as Keyboard Tray
- Wire Management in Top

## KNEESPACE WITH SHAPED ENDS



model		w	d	h	wt	cu ft	list
45-6624CR	28"W Kneespace	66	23.5	30.25	255	35	\$ 5,332
45-7224CR	28"W Kneespace	72	23.5	30.25	292	38	\$ 5,506
45-7824CR	34"W Kneespace	78	23.5	30.25	288	41	\$ 5,702
45-8424CR	40"W Kneespace	84	23.5	30.25	300	44	\$ 6,016

- Two Tray Drawers
- Two File Drawers
- Letter or Legal Filing
- Two Box Drawers
- Locking Pedestals
- Locking Center Drawer Functions as Keyboard Tray

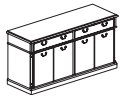
## DOUBLE LATERAL FILE WITH SHAPED ENDS



model		w	d	h	wt	cu ft	list
45-6824CLF		68	23.5	30.25	373	36	\$ 5,900

- Four Lateral File Drawers
- Letter or Legal Filing
- Anti-Tilt Central Locking
- Two Locks

## BUFFET HEIGHT



model		w	d	h	wt	cu ft	list
45-7224BC		72	23.5	36.25	276	45	\$ 5,991

- Two Front Pullout Shelves
- Two Drawers
- Storage Space

## OPTIONS

Finish	Back	Key (not available on 45-7224BC)
Flat Cut MMC MLC CMP CHP	LW Unfinished - Standard LX Finished 45-9624LFCR \$654 45-6624CR \$533 45-7224CR \$551 45-7824CR \$570 45-8424CR \$602 45-6824CLF \$590 45-7224BC \$599	NM Locking - Standard Key (#345) H2X Locking - Key Specific  NOTE: Lock Core Order Form on page K must be included when ordering H2X option

## HOW TO ORDER

SPECIFY: Finish | back | key (if applicable). See page 890 for a complete offering of finishes.

## MODEL NUMBER

45-9624LFCR

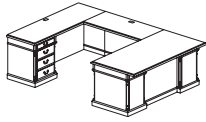
Finish	Back	Key (not available on 45-7224BC)
MLC	LW	NM

## CONFIGURATIONS - LEFT U DESK UNIT

### Edge Shape



### Drawer Pull



model	w	d	h	list
Total Unit Dimensions	72	107.5	30.25	Unit Total \$ 12,290

### CONSISTS OF:

#### DESK

model		w	d	h	wt	cu ft	list
45-7236ERP	RIGHT	72	36	30.25	298	53	\$ 5,994

- Pull Out Writing Slide
- One Tray Drawer
- One File Drawer
- Letter or Legal Filing
- Letter Size Double File Capabilities
- One Box Drawer
- Center Drawer
- Central Locking System
- Adjustable Levelers
- 28"W Kneespace

#### BRIDGE

model		w	d	h	wt	cu ft	list
45-4824ER		48	24	30.25	86	5	\$ 1,625

- Wire Management in Top
- Adjustable Levelers

#### CREDENZA

model		w	d	h	wt	cu ft	list
45-7224CRL	LEFT	72	23.5	30.25	205	38	\$ 4,671

- One Tray Drawer
- One File Drawer
- Letter or Legal Filing
- One Box Drawer
- Locking Pedestal
- Wire Management in Top
- Unfinished Back
- Adjustable Levelers
- 26"W Kneespace

### OPTIONS

Finish	Back (45-7224CRL only)	Key (45-7236ERP and 45-7224CRL only)
Flat Cut MMC MLC CMP CHP	LW Unfinished - Standard LX Finished \$467	NM Locking - Standard Key (#345) H2X Locking - Key Specific  NOTE: Lock Core Order Form on page K must be included when ordering H2X option

### HOW TO ORDER

SPECIFY: Finish | back (if applicable) | key (if applicable). See page 890 for a complete offering of finishes.

### MODEL NUMBER

45-7236ERP

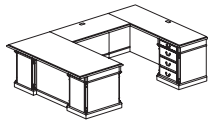
Finish	Back (45-7224CRL only)	Key (45-7236ERP and 45-7224CRL only)
MLC	LW	NM

## CONFIGURATIONS - RIGHT U DESK UNIT

### Edge Shape



### Drawer Pull



model	w	d	h	list
Total Unit Dimensions	72	107.5	30.25	Unit Total \$ 12,290

### CONSISTS OF:

#### DESK

model		w	d	h	wt	cu ft	list
45-7236ELP	LEFT	72	36	30.25	298	53	\$ 5,994

- Pull Out Writing Slide
- One Tray Drawer
- One File Drawer
- Letter or Legal Filing
- Letter Size Double File Capabilities
- One Box Drawer
- Center Drawer
- Central Locking System
- Adjustable Levelers
- 28"W Kneespace

#### BRIDGE

model		w	d	h	wt	cu ft	list
45-4824ER	RIGHT	48	24	30.25	86	5	\$ 1,625

- Wire Management in Top
- Adjustable Levelers

#### CREDENZA

model		w	d	h	wt	cu ft	list
45-7224CRR		72	23.5	30.25	205	38	\$ 4,671

- One Tray Drawer
- One File Drawer
- Letter or Legal Filing
- One Box Drawer
- Locking Pedestal
- Wire Management in Top
- Unfinished Back
- Adjustable Levelers
- 26"W Kneespace

### OPTIONS

Finish	Back (45-7224CRR only)	Key (45-7236ELP and 45-7224CRR only)
Flat Cut MMC MLC CMP CHP	LW Unfinished - Standard LX Finished \$467	NM Locking - Standard Key (#345) H2X Locking - Key Specific  NOTE: Lock Core Order Form on page K must be included when ordering H2X option

### HOW TO ORDER

SPECIFY: Finish | back (if applicable) | key (if applicable). See page 890 for a complete offering of finishes.

### MODEL NUMBER

45-7236ELP

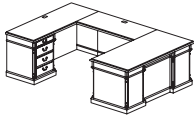
Finish	Back (45-7224CRR only)	Key (45-7236ELP and 45-7224CRR only)
MLC	LW	NM

CONFIGURATIONS - LEFT U DESK UNIT

Edge Shape



Drawer Pull



model	w	d	h	list
Total Unit Dimensions	66	103.5	30.25	Unit Total \$ 11,571

CONSISTS OF:

DESK

model		w	d	h	wt	cu ft	list
45-6632SRP	RIGHT	66	32	30.25	279	43	\$ 5,514

- Pull Out Writing Slide
- One Tray Drawer
- One File Drawer
- Letter or Legal Filing
- One Box Drawer
- Center Drawer
- Central Locking System
- Dictation Slide on Approach Side
- Adjustable Levelers
- 24"W Kneespace

BRIDGE

model		w	d	h	wt	cu ft	list
45-4824ER		48	24	30.25	86	5	\$ 1,625

- Wire Management in Top
- Adjustable Levelers

CREDENZA

model		w	d	h	wt	cu ft	list
45-6624CRL	LEFT	66	23.5	30.25	196	35	\$ 4,432

- One Tray Drawer
- One File Drawer
- Letter or Legal Filing
- One Box Drawer
- Locking Pedestal
- Wire Management in Top
- Unfinished Back
- Adjustable Levelers
- 20"W Kneespace

OPTIONS

Finish	Back (45-6624CRL only)	Key (45-6632SRP and 45-6624CRL only)
Flat Cut MMC MLC CMP CHP	LW Unfinished - Standard LX Finished \$443	NM Locking - Standard Key (#345) H2X Locking - Key Specific  NOTE: Lock Core Order Form on page K must be included when ordering H2X option

HOW TO ORDER

SPECIFY: Finish | back (if applicable) | key (if applicable). See page 890 for a complete offering of finishes.

MODEL NUMBER

45-6632SRP

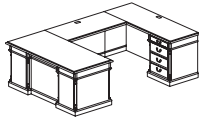
Finish	Back (45-6624CRL only)	Key (45-6632SRP and 45-6624CRL only)
MLC	LW	NM

## CONFIGURATIONS - RIGHT U DESK UNIT

### Edge Shape



### Drawer Pull



model	w	d	h	list
Total Unit Dimensions	66	103.5	30.25	Unit Total \$ 11,571

### CONSISTS OF:

#### DESK

model	w	d	h	wt	cu ft	list
45-6632SLP LEFT	66	32	30.25	279	43	\$ 5,514

- Pull Out Writing Slide
- One Tray Drawer
- One File Drawer
- Letter or Legal Filing
- One Box Drawer
- Center Drawer
- Central Locking System
- Dictation Slide on Approach Side
- Adjustable Levelers
- 24"W Kneespace

#### BRIDGE

model	w	d	h	wt	cu ft	list
45-4824ER	48	24	30.25	86	5	\$ 1,625

- Wire Management in Top
- Adjustable Levelers

#### CREDENZA

model	w	d	h	wt	cu ft	list
45-6624CRR	66	23.5	30.25	196	35	\$ 4,432

- One Tray Drawer
- One File Drawer
- Letter or Legal Filing
- One Box Drawer
- Locking Pedestal
- Wire Management in Top
- Unfinished Back
- Adjustable Levelers
- 20"W Kneespace

### OPTIONS

Finish	Back (45-6624CRR only)	Key (45-6632SLP and 45-6624CRR only)
Flat Cut MMC MLC CMP CHP	LW Unfinished - Standard LX Finished \$443	NM Locking - Standard Key (#345) H2X Locking - Key Specific  NOTE: Lock Core Order Form on page K must be included when ordering H2X option

### HOW TO ORDER

SPECIFY: Finish | back (if applicable) | key (if applicable). See page 890 for a complete offering of finishes.

### MODEL NUMBER

45-6632SLP

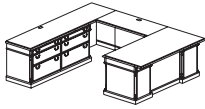
Finish	Back (45-6624CRR only)	Key (45-6632SLP and 45-6624CRR only)
MLC	LW	NM

## CONFIGURATIONS - LEFT U UNIT WITH TWIN LATERAL FILE CREDENZA

### Edge Shape



### Drawer Pull



model	w	d	h	list
Total Unit Dimensions	96	107.5	30.25	Unit Total \$ 14,036

### CONSISTS OF:

#### DESK

model	w	d	h	wt	cu ft	list
45-7236ERP RIGHT	72	36	30.25	298	53	\$ 5,994

- Pull Out Writing Slide
- One Tray Drawer
- One File Drawer
- Letter or Legal Filing
- Letter Size Double File Capabilities
- One Box Drawer
- Center Drawer
- Central Locking System
- Adjustable Levelers
- 28"W Kneespace

#### BRIDGE

model	w	d	h	wt	cu ft	list
45-4824ER	48	24	30.25	86	5	\$ 1,625

- Wire Management in Top
- Adjustable Levelers

#### CREDENZA

model	w	d	h	wt	cu ft	list
45-9624CRLL LEFT	96	23.5	30.25	318	50	\$ 6,417

- Four Lateral File Drawers
- Letter or Legal Filing
- Locking Pedestals
- Wire Management in Top
- Unfinished Back
- Adjustable Levelers

### OPTIONS

Finish	Back (45-9624CRLL only)	Key (45-7236ERP and 45-9624CRLL only)
Flat Cut MMC MLC CMP CHP	LW Unfinished - Standard LX Finished \$642	NM Locking - Standard Key (#345) H2X Locking - Key Specific  NOTE: Lock Core Order Form on page K must be included when ordering H2X option

### HOW TO ORDER

SPECIFY: Finish | back (if applicable) | key (if applicable). See page 890 for a complete offering of finishes.

### MODEL NUMBER

45-7236ERP

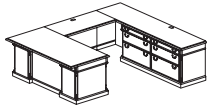
Finish	Back (45-9624CRLL only)	Key (45-7236ERP and 45-9624CRLL only)
MLC	LW	NM

## CONFIGURATIONS - RIGHT U UNIT WITH TWIN LATERAL FILE CREDENZA

### Edge Shape



### Drawer Pull



model	w	d	h	list
Total Unit Dimensions	96	107.5	30.25	Unit Total \$ 14,036

### CONSISTS OF:

#### DESK

model	w	d	h	wt	cu ft	list
45-7236ELP LEFT	72	36	30.25	298	53	\$ 5,994

- Pull Out Writing Slide
- One Tray Drawer
- One File Drawer
- Letter or Legal Filing
- Letter Size Double File Capabilities
- One Box Drawer
- Center Drawer
- Central Locking System
- Adjustable Levelers
- 28"W Kneespace

#### BRIDGE

model	w	d	h	wt	cu ft	list
45-4824ER	48	24	30.25	86	5	\$ 1,625

- Wire Management in Top
- Adjustable Levelers

#### CREDENZA

model	w	d	h	wt	cu ft	list
45-9624CRRL RIGHT	96	23.5	30.25	318	50	\$ 6,417

- Four Lateral File Drawers
- Letter or Legal Filing
- Locking Pedestals
- Wire Management in Top
- Unfinished Back
- Adjustable Levelers

### OPTIONS

Finish	Back (45-9624CRRL only)	Key (45-7236ELP and 45-9624CRRL only)
Flat Cut MMC MLC CMP CHP	LW Unfinished - Standard LX Finished \$642	NM Locking - Standard Key (#345) H2X Locking - Key Specific  NOTE: Lock Core Order Form on page K must be included when ordering H2X option

### HOW TO ORDER

SPECIFY: Finish | back (if applicable) | key (if applicable). See page 890 for a complete offering of finishes.

### MODEL NUMBER

45-7236ELP

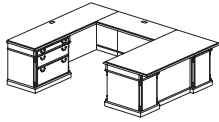
Finish	Back (45-9624CRRL only)	Key (45-7236ELP and 45-9624CRRL only)
MLC	LW	NM

CONFIGURATIONS - LEFT U UNIT WITH LATERAL FILE CREDENZA

Edge Shape



Drawer Pull



model	w	d	h	list
Total Unit Dimensions	84	107.5	30.25	Unit Total \$ 12,677

CONSISTS OF:

DESK

model		w	d	h	wt	cu ft	list
45-7236ERP	RIGHT	72	36	30.25	298	53	\$ 5,994

- Pull Out Writing Slide
- One Tray Drawer
- One File Drawer
- Letter or Legal Filing
- Letter Size Double File Capabilities
- One Box Drawer
- Center Drawer
- Central Locking System
- Adjustable Levelers
- 28"W Kneespace

BRIDGE

model		w	d	h	wt	cu ft	list
45-4824ER		48	24	30.25	86	5	\$ 1,625

- Wire Management in Top
- Adjustable Levelers

CREDENZA

model		w	d	h	wt	cu ft	list
45-8424CRLL	LEFT	84	23.5	30.25	289	44	\$ 5,058

- Two Lateral File Drawers
- Letter or Legal Filing
- Locking Pedestal
- Wire Management in Top
- Unfinished Back
- Adjustable Levelers

OPTIONS

Finish	Back (45-8424CRLL only)	Key (45-7236ERP and 45-8424CRLL only)
Flat Cut MMC MLC CMP CHP	LW Unfinished - Standard LX Finished \$506	NM Locking - Standard Key (#345) H2X Locking - Key Specific  NOTE: Lock Core Order Form on page K must be included when ordering H2X option

HOW TO ORDER

SPECIFY: Finish | back (if applicable) | key (if applicable). See page 890 for a complete offering of finishes.

MODEL NUMBER

45-7236ERP

Finish	Back (45-8424CRLL only)	Key (45-7236ERP and 45-8424CRLL only)
MLC	LW	NM

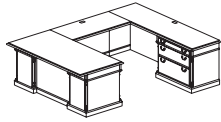


## CONFIGURATIONS - RIGHT U UNIT WITH LATERAL FILE CREDENZA

### Edge Shape



### Drawer Pull



model	w	d	h	list
Total Unit Dimensions	84	107.5	30.25	Unit Total \$ 12,677

### CONSISTS OF:

#### DESK

model	w	d	h	wt	cu ft	list
45-7236ELP LEFT	72	36	30.25	298	53	\$ 5,994

- Pull Out Writing Slide
- One Tray Drawer
- One File Drawer
- Letter or Legal Filing
- Letter Size Double File Capabilities
- One Box Drawer
- Center Drawer
- Central Locking System
- Adjustable Levelers
- 28"W Kneespace

#### BRIDGE

model	w	d	h	wt	cu ft	list
45-4824ER	48	24	30.25	86	5	\$ 1,625

- Wire Management in Top
- Adjustable Levelers

#### CREDENZA

model	w	d	h	wt	cu ft	list
45-8424CRRL RIGHT	84	23.5	30.25	289	44	\$ 5,058

- Two Lateral File Drawers
- Letter or Legal Filing
- Locking Pedestal
- Wire Management in Top
- Unfinished Back
- Adjustable Levelers

### OPTIONS

Finish	Back (45-8424CRRL only)	Key (45-7236ELP and 45-8424CRRL only)
Flat Cut MMC MLC CMP CHP	LW Unfinished - Standard LX Finished \$506	NM Locking - Standard Key (#345) H2X Locking - Key Specific  NOTE: Lock Core Order Form on page K must be included when ordering H2X option

### HOW TO ORDER

SPECIFY: Finish | back (if applicable) | key (if applicable). See page 890 for a complete offering of finishes.

### MODEL NUMBER

45-7236ELP

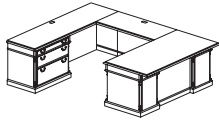
Finish	Back (45-8424CRRL only)	Key (45-7236ELP and 45-8424CRRL only)
MLC	LW	NM

## CONFIGURATIONS - LEFT U UNIT WITH LATERAL FILE CREDENZA

### Edge Shape



### Drawer Pull



model	w	d	h	list
Total Unit Dimensions	72	107.5	30.25	Unit Total \$ 12,444

### CONSISTS OF:

#### DESK

model	w	d	h	wt	cu ft	list
45-7236ERP RIGHT	72	36	30.25	298	53	\$ 5,994

- Pull Out Writing Slide
- One Tray Drawer
- One File Drawer
- Letter or Legal Filing
- Letter Size Double File Capabilities
- One Box Drawer
- Center Drawer
- Central Locking System
- Adjustable Levelers
- 28"W Kneespace

#### BRIDGE

model	w	d	h	wt	cu ft	list
45-4824ER	48	24	30.25	86	5	\$ 1,625

- Wire Management in Top
- Adjustable Levelers

#### CREDENZA

model	w	d	h	wt	cu ft	list
45-7224CRLL LEFT	72	23.5	30.25	270	38	\$ 4,825

- Two Lateral File Drawers
- Letter or Legal Filing
- Locking Pedestal
- Wire Management in Top
- Unfinished Back
- Adjustable Levelers

### OPTIONS

Finish	Back (45-7224CRLL only)	Key (45-7236ERP and 45-7224CRLL only)
Flat Cut MMC MLC CMP CHP	LW Unfinished - Standard LX Finished \$483	NM Locking - Standard Key (#345) H2X Locking - Key Specific  NOTE: Lock Core Order Form on page K must be included when ordering H2X option

### HOW TO ORDER

SPECIFY: Finish | back (if applicable) | key (if applicable). See page 890 for a complete offering of finishes.

### MODEL NUMBER

45-7236ERP

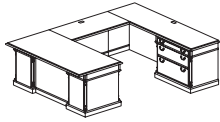
Finish	Back (45-7224CRLL only)	Key (45-7236ERP and 45-7224CRLL only)
MLC	LW	NM

## CONFIGURATIONS - RIGHT U UNIT WITH LATERAL FILE CREDENZA

### Edge Shape



### Drawer Pull



model	w	d	h	list
Total Unit Dimensions	72	107.5	30.25	Unit Total \$ 12,444

### CONSISTS OF:

#### DESK

model	w	d	h	wt	cu ft	list
45-7236ELP LEFT	72	36	30.25	298	53	\$ 5,994

- Pull Out Writing Slide
- One Tray Drawer
- One File Drawer
- Letter or Legal Filing
- Letter Size Double File Capabilities
- One Box Drawer
- Center Drawer
- Central Locking System
- Adjustable Levelers
- 28"W Kneespace

#### BRIDGE

model	w	d	h	wt	cu ft	list
45-4824ER	48	24	30.25	86	5	\$ 1,625

- Wire Management in Top
- Adjustable Levelers

#### CREDENZA

model	w	d	h	wt	cu ft	list
45-7224CRRL RIGHT	72	23.5	30.25	270	38	\$ 4,825

- Two Lateral File Drawers
- Letter or Legal Filing
- Locking Pedestal
- Wire Management in Top
- Unfinished Back
- Adjustable Levelers

### OPTIONS

Finish	Back (45-7224CRRL only)	Key (45-7236ELP and 45-7224CRRL only)
Flat Cut MMC MLC CMP CHP	LW Unfinished - Standard LX Finished \$483	NM Locking - Standard Key (#345) H2X Locking - Key Specific  NOTE: Lock Core Order Form on page K must be included when ordering H2X option

### HOW TO ORDER

SPECIFY: Finish | back (if applicable) | key (if applicable). See page 890 for a complete offering of finishes.

### MODEL NUMBER

45-7236ELP

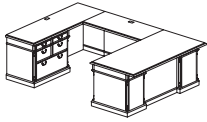
Finish	Back (45-7224CRRL only)	Key (45-7236ELP and 45-7224CRRL only)
MLC	LW	NM

## CONFIGURATIONS - LEFT U UNIT WITH MULTI-FILE CREDENZA

### Edge Shape



### Drawer Pull



model	w	d	h	list
Total Unit Dimensions	72	107.5	30.25	Unit Total \$ 12,609

### CONSISTS OF:

#### DESK

model		w	d	h	wt	cu ft	list
45-7236ERP	RIGHT	72	36	30.25	298	53	\$ 5,994

- Pull Out Writing Slide
- One Tray Drawer
- One File Drawer
- Letter or Legal Filing
- Letter Size Double File Capabilities
- One Box Drawer
- Center Drawer
- Central Locking System
- Adjustable Levelers
- 28"W Kneespace

#### BRIDGE

model		w	d	h	wt	cu ft	list
45-4824ER		48	24	30.25	86	5	\$ 1,625

- Wire Management in Top
- Adjustable Levelers

#### CREDENZA

model		w	d	h	wt	cu ft	list
45-7224CRLM	LEFT	72	23.5	30.25	278	38	\$ 4,990

- One Tray Drawer
- One Box Drawer
- One File Drawer
- One Lateral File Drawer
- Letter or Legal Filing
- Locking File Drawers
- Wire Management in Top
- Unfinished Back
- Adjustable Levelers

### OPTIONS

Finish	Back (45-7224CRLM only)	Key (45-7236ERP and 45-7224CRLM only)
Flat Cut MMC MLC CMP CHP	LW Unfinished - Standard LX Finished \$499	NM Locking - Standard Key (#345) H2X Locking - Key Specific  NOTE: Lock Core Order Form on page K must be included when ordering H2X option

### HOW TO ORDER

SPECIFY: Finish | back (if applicable) | key (if applicable). See page 890 for a complete offering of finishes.

### MODEL NUMBER

45-7236ERP

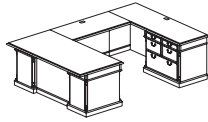
Finish	Back (45-7224CRLM only)	Key (45-7236ERP and 45-7224CRLM only)
MLC	LW	NM

## CONFIGURATIONS - RIGHT U UNIT WITH MULTI-FILE CREDENZA

### Edge Shape



### Drawer Pull



model	w	d	h	list
Total Unit Dimensions	72	107.5	30.25	Unit Total \$ 12,609

### CONSISTS OF:

#### DESK

model	w	d	h	wt	cu ft	list
45-7236ELP LEFT	72	36	30.25	298	53	\$ 5,994

- Pull Out Writing Slide
- One Tray Drawer
- One File Drawer
- Letter or Legal Filing
- Letter Size Double File Capabilities
- One Box Drawer
- Center Drawer
- Central Locking System
- Adjustable Levelers
- 28"W Kneespace

#### BRIDGE

model	w	d	h	wt	cu ft	list
45-4824ER	48	24	30.25	86	5	\$ 1,625

- Wire Management in Top
- Adjustable Levelers

#### CREDENZA

model	w	d	h	wt	cu ft	list
45-7224CRRM RIGHT	72	23.5	30.25	278	38	\$ 4,990

- One Tray Drawer
- One Box Drawer
- One File Drawer
- One Lateral File Drawer
- Letter or Legal Filing
- Locking File Drawers
- Wire Management in Top
- Unfinished Back
- Adjustable Levelers

### OPTIONS

Finish	Back (45-7224CRRM only)	Key (45-7236ELP and 45-7224CRRM only)
Flat Cut MMC MLC CMP CHP	LW Unfinished - Standard LX Finished \$499	NM Locking - Standard Key (#345) H2X Locking - Key Specific  NOTE: Lock Core Order Form on page K must be included when ordering H2X option

### HOW TO ORDER

SPECIFY: Finish | back (if applicable) | key (if applicable). See page 890 for a complete offering of finishes.

### MODEL NUMBER

45-7236ELP

Finish	Back (45-7224CRRM only)	Key (45-7236ELP and 45-7224CRRM only)
MLC	LW	NM

## CONFIGURATIONS - L UNITS

### Edge Shape



### Drawer Pull



### DESK LEFT L



model	w	d	h	list
Total Unit Dimensions	72	84	30.25	Unit Total \$ 9,638

#### CONSISTS OF:

### DESK

model	w	d	h	wt	cu ft	list
45-7236ERP RIGHT	72	36	30.25	298	53	\$ 5,994

- Pull Out Writing Slide
- One Tray Drawer
- One File Drawer
- Letter or Legal Filing
- Letter Size Double File Capabilities
- One Box Drawer
- Center Drawer
- Central Locking System
- Adjustable Levelers
- 28"W Kneespace

### RETURN

model	w	d	h	wt	cu ft	list
45-4824ELR LEFT	48	24	30.25	161	25	\$ 3,644

- Pull Out Writing Slide
- One Tray Drawer
- One File Drawer
- Letter or Legal Filing
- One Box Drawer
- Locking Pedestal
- Wire Management in Top
- Adjustable Levelers

### DESK RIGHT L



model	w	d	h	list
Total Unit Dimensions	72	84	30.25	Unit Total \$ 9,638

#### CONSISTS OF:

### DESK

model	w	d	h	wt	cu ft	list
45-7236ELP LEFT	72	36	30.25	298	53	\$ 5,994

- Pull Out Writing Slide
- One Tray Drawer
- One File Drawer
- Letter or Legal Filing
- Letter Size Double File Capabilities
- One Box Drawer
- Center Drawer
- Central Locking System
- Adjustable Levelers
- 28"W Kneespace

### RETURN

model	w	d	h	wt	cu ft	list
45-4824ERR RIGHT	48	24	30.25	161	25	\$ 3,644

- Pull Out Writing Slide
- One Tray Drawer
- One File Drawer
- Letter or Legal Filing
- One Box Drawer
- Locking Pedestal
- Wire Management in Top
- Adjustable Levelers

### OPTIONS

Finish	Key
Flat Cut MMC MLC CMP CHP	NM Locking - Standard Key (#345) H2X Locking - Key Specific  NOTE: Lock Core Order Form on page K must be included when ordering H2X option

### HOW TO ORDER

SPECIFY: Finish | key. See page 890 for a complete offering of finishes.

### MODEL NUMBER

45-7236ERP

Finish	Key
MLC	NM

## CONFIGURATIONS - L UNITS

### Edge Shape



### Drawer Pull



### DESK LEFT L



model	w	d	h	list
Total Unit Dimensions	66	80	30.25	Unit Total \$ 9,158

#### CONSISTS OF:

### DESK

model	w	d	h	wt	cu ft	list
45-6632SRP RIGHT	66	32	30.25	279	43	\$ 5,514

- Pull Out Writing Slide
- One Tray Drawer
- One File Drawer
- Letter or Legal Filing
- One Box Drawer
- Center Drawer
- Central Locking System
- Dictation Slide on Approach Side
- Adjustable Levelers
- 24"W Kneespace

### RETURN

model	w	d	h	wt	cu ft	list
45-4824ELR LEFT	48	24	30.25	161	25	\$ 3,644

- Pull Out Writing Slide
- One Tray Drawer
- One File Drawer
- Letter or Legal Filing
- One Box Drawer
- Locking Pedestal
- Wire Management in Top
- Adjustable Levelers

### DESK RIGHT L



model	w	d	h	list
Total Unit Dimensions	66	80	30.25	Unit Total \$ 9,158

#### CONSISTS OF:

### DESK

model	w	d	h	wt	cu ft	list
45-6632SLP LEFT	66	32	30.25	279	43	\$ 5,514

- Pull Out Writing Slide
- One Tray Drawer
- One File Drawer
- Letter or Legal Filing
- One Box Drawer
- Center Drawer
- Central Locking System
- Dictation Slide on Approach Side
- Adjustable Levelers
- 24"W Kneespace

### RETURN

model	w	d	h	wt	cu ft	list
45-4824ERR RIGHT	48	24	30.25	161	25	\$ 3,644

- Pull Out Writing Slide
- One Tray Drawer
- One File Drawer
- Letter or Legal Filing
- One Box Drawer
- Locking Pedestal
- Wire Management in Top
- Adjustable Levelers

### OPTIONS

Finish	Key
Flat Cut	NM Locking - Standard Key (#345)
MMC MLC	H2X Locking - Key Specific
CMP CHP	
NOTE: Lock Core Order Form on page K must be included when ordering H2X option	

### HOW TO ORDER

SPECIFY: Finish | key. See page 890 for a complete offering of finishes.

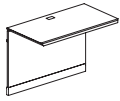
### MODEL NUMBER

45-6632SRP

Finish	Key
MLC	NM

## BRIDGE STANDARD FEATURES

- Wire Management in Top
- Adjustable Levelers

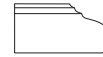


model	w	d	h	wt	cu ft	list
45-4224ER	42	24	30.25	81	4	\$ 1,555

## PEDESTAL RETURN STANDARD FEATURES

- Pull Out Writing Slide
- One Tray Drawer
- One File Drawer
- Letter or Legal Filing
- One Box Drawer
- Locking Pedestal
- Wire Management in Top
- Adjustable Levelers

### Edge Shape



### Drawer Pull



model		w	d	h	wt	cu ft	list
45-4224ELR	LEFT	42	24	30.25	158	22	\$ 3,547
45-4224ERR	RIGHT	42	24	30.25	158	22	\$ 3,547

## OPTIONS

Finish	Key (45-4224ELR/ERR only)
Flat Cut	NM Locking - Standard Key (#345)
MMC MLC	H2X Locking - Key Specific
CMP CHP	
NOTE: Lock Core Order Form on page K must be included when ordering H2X option	

## HOW TO ORDER

SPECIFY: Finish | key (if applicable). See page 890 for a complete offering of finishes.

## MODEL NUMBER

45-4224ER

Finish	Key (45-4224ELR/ERR only)
MLC	NM



## CONFIGURATIONS - COCKPIT LEFT U UNIT

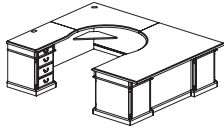
### NOTES:

- Additional Cockpit Returns Available on pages 921-922
- Cockpit U Units can use only Cockpit Returns

### Edge Shape



### Drawer Pull



model	w	d	h	list
Total Unit Dimensions	84	103.5	30.25	Unit Total \$ 13,562

### CONSISTS OF:

#### DESK

model	w	d	h	wt	cu ft	list
45-8452RPDC RIGHT	84	52	30.25	328	91	\$ 7,376

- Pull Out Writing Slide
- One Tray Drawer
- One File Drawer
- One Box Drawer
- Letter or Legal Filing
- Locking Pedestal
- Adjustable Levelers

#### CORNER UNIT

model	w	d	h	wt	cu ft	list
45-4252LCU LEFT	42	51.5	30.25	183	47	\$ 2,992

- Wire Management in Top
- 10" Storage Shelf
- Adjustable Levelers

#### RETURN

model	w	d	h	wt	cu ft	list
45-4224LPRC LEFT	42	23.5	30.25	150	23	\$ 3,194

- One Tray Drawer
- One File Drawer
- One Box Drawer
- Locking Pedestal
- Wire Management in Top
- Adjustable Levelers
- Long Grain

### OPTIONS

Finish	Grommet (45-8452RPDC only)	Key (45-8452RPDC and 45-4224LPRC only)
Flat Cut MMC MLC CMP CHP	G1 No Grommet - Standard KP Grommet \$70	NM Locking - Standard Key (#345) H2X Locking - Key Specific  NOTE: Lock Core Order Form on page K must be included when ordering H2X option

### HOW TO ORDER

SPECIFY: Finish | grommet (if applicable) | key (if applicable). See page 890 for a complete offering of finishes.

### MODEL NUMBER

45-8452RPDC

Finish	Grommet (45-8452RPDC only)	Key (45-8452RPDC and 45-4224LPRC only)
MLC	G1	NM

## CONFIGURATIONS - COCKPIT RIGHT U UNIT

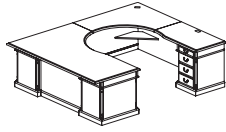
### NOTES:

- Additional Cockpit Returns Available on pages 921-922
- Cockpit U Units can use only Cockpit Returns

### Edge Shape



### Drawer Pull



model	w	d	h	list
Total Unit Dimensions	84	103.5	30.25	Unit Total \$ 13,562

### CONSISTS OF:

#### DESK

model	w	d	h	wt	cu ft	list
45-8452LPDC LEFT	84	52	30.25	328	91	\$ 7,376

- Pull Out Writing Slide
- One Tray Drawer
- One File Drawer
- One Box Drawer
- Letter or Legal Filing
- Locking Pedestal
- Adjustable Levelers

#### CORNER UNIT

model	w	d	h	wt	cu ft	list
45-4252RCU RIGHT	42	51.5	30.25	183	47	\$ 2,992

- Wire Management in Top
- 10" Storage Shelf
- Adjustable Levelers

#### RETURN

model	w	d	h	wt	cu ft	list
45-4224RPRC RIGHT	42	23.5	30.25	150	23	\$ 3,194

- One Tray Drawer
- One File Drawer
- One Box Drawer
- Locking Pedestal
- Wire Management in Top
- Adjustable Levelers
- Long Grain

### OPTIONS

Finish	Grommet (45-8452LPDC only)	Key (45-8452LPDC and 45-4224RPRC only)
Flat Cut MMC MLC CMP CHP	G1 No Grommet - Standard KP Grommet \$70	NM Locking - Standard Key (#345) H2X Locking - Key Specific  NOTE: Lock Core Order Form on page K must be included when ordering H2X option

### HOW TO ORDER

SPECIFY: Finish | grommet (if applicable) | key (if applicable). See page 890 for a complete offering of finishes.

### MODEL NUMBER

45-8452LPDC

Finish	Grommet (45-8452LPDC only)	Key (45-8452LPDC and 45-4224RPRC only)
MLC	G1	NM

## CONFIGURATIONS - COCKPIT LEFT U UNIT

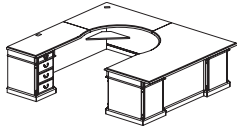
### NOTES:

- Additional Cockpit Returns Available on pages 921-922
- Cockpit U Units can use only Cockpit Returns

### Edge Shape



### Drawer Pull



model	w	d	h	list
Total Unit Dimensions	96	103.5	30.25	Unit Total \$ 14,107

### CONSISTS OF:

#### DESK

model	w	d	h	wt	cu ft	list
45-8452RPDC RIGHT	84	52	30.25	328	91	\$ 7,376

- Pull Out Writing Slide
- One Tray Drawer
- One File Drawer
- One Box Drawer
- Letter or Legal Filing
- Locking Pedestal
- Adjustable Levelers

#### CORNER UNIT

model	w	d	h	wt	cu ft	list
45-4252LCU LEFT	42	51.5	30.25	183	47	\$ 2,992

- Wire Management in Top
- 10" Storage Shelf
- Adjustable Levelers

#### RETURN

model	w	d	h	wt	cu ft	list
45-5424LPRC LEFT	54	23.5	30.25	155	29	\$ 3,739

- One Tray Drawer
- One File Drawer
- One Box Drawer
- Locking Pedestal
- Wire Management in Top
- Adjustable Levelers
- Long Grain

### OPTIONS

Finish	Grommet (45-8452RPDC only)	Key (45-8452RPDC and 45-5424LPRC only)
Flat Cut MMC MLC CMP CHP	G1 No Grommet - Standard KP Grommet \$70	NM Locking - Standard Key (#345) H2X Locking - Key Specific  NOTE: Lock Core Order Form on page K must be included when ordering H2X option

### HOW TO ORDER

SPECIFY: Finish | grommet (if applicable) | key (if applicable). See page 890 for a complete offering of finishes.

### MODEL NUMBER

45-8452RPDC

Finish	Grommet (45-8452RPDC only)	Key (45-8452RPDC and 45-5424LPRC only)
MLC	G1	NM

## CONFIGURATIONS - COCKPIT RIGHT U UNIT

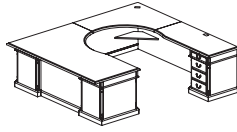
### NOTES:

- Additional Cockpit Returns Available on pages 921-922
- Cockpit U Units can use only Cockpit Returns

### Edge Shape



### Drawer Pull



model	w	d	h	list
Total Unit Dimensions	96	103.5	30.25	Unit Total \$ 14,107

### CONSISTS OF:

#### DESK

model	w	d	h	wt	cu ft	list
45-8452LPDC LEFT	84	52	30.25	328	91	\$ 7,376

- Pull Out Writing Slide
- One Tray Drawer
- One File Drawer
- One Box Drawer
- Letter or Legal Filing
- Locking Pedestal
- Adjustable Levelers

#### CORNER UNIT

model	w	d	h	wt	cu ft	list
45-4252RCU RIGHT	42	51.5	30.25	183	47	\$ 2,992

- Wire Management in Top
- 10" Storage Shelf
- Adjustable Levelers

#### RETURN

model	w	d	h	wt	cu ft	list
45-5424RPRC RIGHT	54	23.5	30.25	155	29	\$ 3,739

- One Tray Drawer
- One File Drawer
- One Box Drawer
- Locking Pedestal
- Wire Management in Top
- Adjustable Levelers
- Long Grain

### OPTIONS

Finish	Grommet (45-8452LPDC only)	Key (45-8452LPDC and 45-5424RPRC only)
Flat Cut MMC MLC CMP CHP	G1 No Grommet - Standard KP Grommet \$70	NM Locking - Standard Key (#345) H2X Locking - Key Specific  NOTE: Lock Core Order Form on page K must be included when ordering H2X option

### HOW TO ORDER

SPECIFY: Finish | grommet (if applicable) | key (if applicable). See page 890 for a complete offering of finishes.

### MODEL NUMBER

45-8452RPDC

Finish	Grommet (45-8452LPDC only)	Key (45-8452LPDC and 45-5424RPRC only)
MLC	G1	NM

## CONFIGURATIONS - COCKPIT LEFT U UNIT WITH LATERAL FILE

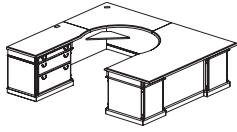
### NOTES:

- Additional Cockpit Returns Available on pages 921-922
- Cockpit U Units can use only Cockpit Returns

### Edge Shape



### Drawer Pull



model	w	d	h	list
Total Unit Dimensions	96	103.5	30.25	Unit Total \$ 14,389

### CONSISTS OF:

#### DESK

model	w	d	h	wt	cu ft	list
45-8452RPDC RIGHT	84	52	30.25	328	91	\$ 7,376

- Pull Out Writing Slide
- One Tray Drawer
- One File Drawer
- One Box Drawer
- Letter or Legal Filing
- Locking Pedestal
- Adjustable Levelers

#### CORNER UNIT

model	w	d	h	wt	cu ft	list
45-4252LCU LEFT	42	51.5	30.25	183	47	\$ 2,992

- Wire Management in Top
- 10" Storage Shelf
- Adjustable Levelers

#### RETURN

model	w	d	h	wt	cu ft	list
45-5424LPRL LEFT	54	23.5	30.25	170	29	\$ 4,021

- Two Lateral File Drawers
- Locking Pedestal
- Wire Management in Top
- Adjustable Levelers
- Long Grain

### OPTIONS

Finish	Grommet (45-8452RPDC only)	Key (45-8452RPDC and 45-5424LPRL only)
Flat Cut MMC MLC CMP CHP	G1 No Grommet - Standard KP Grommet \$70	NM Locking - Standard Key (#345) H2X Locking - Key Specific  NOTE: Lock Core Order Form on page K must be included when ordering H2X option

### HOW TO ORDER

SPECIFY: Finish | grommet (if applicable) | key (if applicable). See page 890 for a complete offering of finishes.

### MODEL NUMBER

45-8452RPDC

Finish	Grommet (45-8452RPDC only)	Key (45-8452RPDC and 45-5424LPRL only)
MLC	G1	NM

## CONFIGURATIONS - COCKPIT RIGHT U UNIT WITH LATERAL FILE

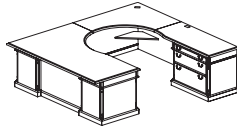
### NOTES:

- Additional Cockpit Returns Available on pages 921-922
- Cockpit U Units can use only Cockpit Returns

### Edge Shape



### Drawer Pull



model	w	d	h	list
Total Unit Dimensions	96	103.5	30.25	Unit Total \$ 14,389

### CONSISTS OF:

#### DESK

model	w	d	h	wt	cu ft	list
45-8452LPDC LEFT	84	52	30.25	328	91	\$ 7,376

- Pull Out Writing Slide
- One Tray Drawer
- One File Drawer
- One Box Drawer
- Letter or Legal Filing
- Locking Pedestal
- Adjustable Levelers

#### CORNER UNIT

model	w	d	h	wt	cu ft	list
45-4252RCU RIGHT	42	51.5	30.25	183	47	\$ 2,992

- Wire Management in Top
- 10" Storage Shelf
- Adjustable Levelers

#### RETURN

model	w	d	h	wt	cu ft	list
45-5424RPRCL RIGHT	54	23.5	30.25	170	29	\$ 4,021

- Two Lateral File Drawers
- Locking Pedestal
- Wire Management in Top
- Adjustable Levelers
- Long Grain

### OPTIONS

Finish	Grommet (45-8452RPDC/LPDC only)	Key (45-8452RPDC/LPDC and 45-5424LPRCL/RPRCL only)
Flat Cut MMC MLC CMP CHP	G1 No Grommet - Standard KP Grommet \$70	NM Locking - Standard Key (#345) H2X Locking - Key Specific  NOTE: Lock Core Order Form on page K must be included when ordering H2X option

### HOW TO ORDER

SPECIFY: Finish | grommet (if applicable) | key (if applicable). See page 890 for a complete offering of finishes.

### MODEL NUMBER

45-8452LPDC

Finish	Grommet (45-8452RPDC/LPDC only)	Key (45-8452RPDC/LPDC and 45-5424LPRCL/RPRCL only)
MLC	G1	NM

## CONFIGURATIONS - COCKPIT LEFT U UNIT WITH LATERAL FILE

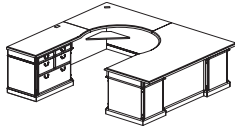
### NOTES:

- Additional Cockpit Returns Available on pages 921-922
- Cockpit U Units can use only Cockpit Returns

### Edge Shape



### Drawer Pull



model	w	d	h	list
Total Unit Dimensions	96	103.5	30.25	Unit Total \$ 14,643

### CONSISTS OF:

#### DESK

model	w	d	h	wt	cu ft	list
45-8452RPDC RIGHT	84	52	30.25	328	91	\$ 7,376

- Pull Out Writing Slide
- One Tray Drawer
- One File Drawer
- One Box Drawer
- Letter or Legal Filing
- Locking Pedestal
- Adjustable Levelers

#### CORNER UNIT

model	w	d	h	wt	cu ft	list
45-4252LCU LEFT	42	51.5	30.25	183	47	\$ 2,992

- Wire Management in Top
- 10" Storage Shelf
- Adjustable Levelers

#### RETURN

model	w	d	h	wt	cu ft	list
45-5424CMRPL LEFT	54	23.5	30.25	170	29	\$ 4,275

- One Tray Drawer
- One Box Drawer
- One File Drawer
- One Lateral File Drawer
- Letter or Legal Filing
- Locking File Drawers
- Wire Management in Top
- Adjustable Levelers
- Long Grain

### OPTIONS

Finish	Grommet (45-8452RPDC only)	Key (45-8452RPDC and 45-5424CMRPL only)
Flat Cut MMC MLC CMP CHP	G1 No Grommet - Standard KP Grommet \$70	NM Locking - Standard Key (#345) H2X Locking - Key Specific  NOTE: Lock Core Order Form on page K must be included when ordering H2X option

### HOW TO ORDER

SPECIFY: Finish | grommet (if applicable) | key (if applicable). See page 890 for a complete offering of finishes.

### MODEL NUMBER

45-8452RPDC

Finish	Grommet (45-8452RPDC only)	Key (45-8452RPDC and 45-5424CMRPL only)
MLC	G1	NM

## CONFIGURATIONS - COCKPIT RIGHT U UNIT WITH LATERAL FILE

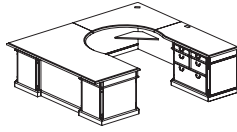
### NOTES:

- Additional Cockpit Returns Available on pages 921-922
- Cockpit U Units can use only Cockpit Returns

### Edge Shape



### Drawer Pull



model	w	d	h	list
Total Unit Dimensions	96	103.5	30.25	Unit Total \$ 14,643

### CONSISTS OF:

#### DESK

model	w	d	h	wt	cu ft	list
45-8452LPDC LEFT	84	52	30.25	328	91	\$ 7,376

- Pull Out Writing Slide
- One Tray Drawer
- One File Drawer
- One Box Drawer
- Letter or Legal Filing
- Locking Pedestal
- Adjustable Levelers

#### CORNER UNIT

model	w	d	h	wt	cu ft	list
45-4252RCU RIGHT	42	51.5	30.25	183	47	\$ 2,992

- Wire Management in Top
- 10" Storage Shelf
- Adjustable Levelers

#### RETURN

model	w	d	h	wt	cu ft	list
45-5424CMRPR RIGHT	54	23.5	30.25	170	29	\$ 4,275

- One Tray Drawer
- One Box Drawer
- One File Drawer
- One Lateral File Drawer
- Letter or Legal Filing
- Locking File Drawers
- Wire Management in Top
- Adjustable Levelers
- Long Grain

### OPTIONS

Finish	Grommet (45-8452LPDC only)	Key (45-8452LPDC and 45-5424CMRPR only)
Flat Cut MMC MLC CMP CHP	G1 No Grommet - Standard KP Grommet \$70	NM Locking - Standard Key (#345) H2X Locking - Key Specific  NOTE: Lock Core Order Form on page K must be included when ordering H2X option

### HOW TO ORDER

SPECIFY: Finish | grommet (if applicable) | key (if applicable). See page 890 for a complete offering of finishes.

### MODEL NUMBER

45-8452LPDC

Finish	Grommet (45-8452LPDC only)	Key (45-8452LPDC and 45-5424CMRPR only)
MLC	G1	NM



## CONFIGURATIONS - COCKPIT LEFT U UNIT

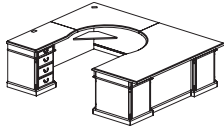
### NOTES:

- Additional Cockpit Returns Available on pages 921-922
- Cockpit U Units can use only Cockpit Returns

### Edge Shape



### Drawer Pull



model	w	d	h	list
Total Unit Dimensions	84	103.5	30.25	Unit Total \$ 12,764

### CONSISTS OF:

#### DESK

model	w	d	h	wt	cu ft	list
45-7252RPDC RIGHT	72	52	30.25	308	79	\$ 6,578

- Pull Out Writing Slide
- One Tray Drawer
- One File Drawer
- One Box Drawer
- Letter or Legal Filing
- Locking Pedestal
- Adjustable Levelers

#### CORNER UNIT

model	w	d	h	wt	cu ft	list
45-4252LCU LEFT	42	51.5	30.25	183	47	\$ 2,992

- Wire Management in Top
- 10" Storage Shelf
- Adjustable Levelers

#### RETURN

model	w	d	h	wt	cu ft	list
45-4224LPRC LEFT	42	23.5	30.25	150	23	\$ 3,194

- One Tray Drawer
- One File Drawer
- One Box Drawer
- Locking Pedestal
- Wire Management in Top
- Adjustable Levelers
- Long Grain

### OPTIONS

Finish	Grommet (45-7252RPDC only)	Key (45-7252RPDC and 45-4224LPRC only)
Flat Cut MMC MLC CMP CHP	G1 No Grommet - Standard KP Grommet \$70	NM Locking - Standard Key (#345) H2X Locking - Key Specific  NOTE: Lock Core Order Form on page K must be included when ordering H2X option

### HOW TO ORDER

SPECIFY: Finish | grommet (if applicable) | key (if applicable). See page 890 for a complete offering of finishes.

### MODEL NUMBER

45-7252RPDC

Finish	Grommet (45-7252RPDC only)	Key (45-7252RPDC and 45-4224LPRC only)
MLC	G1	NM

## CONFIGURATIONS - COCKPIT RIGHT U UNIT

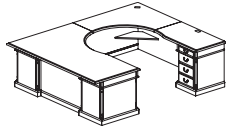
### NOTES:

- Additional Cockpit Returns Available on pages 921-922
- Cockpit U Units can use only Cockpit Returns

### Edge Shape



### Drawer Pull



model	w	d	h	list
Total Unit Dimensions	84	103.5	30.25	Unit Total \$ 12,764

### CONSISTS OF:

#### DESK

model	w	d	h	wt	cu ft	list
45-7252LPDC LEFT	72	52	30.25	308	79	\$ 6,578

- Pull Out Writing Slide
- One Tray Drawer
- One File Drawer
- One Box Drawer
- Letter or Legal Filing
- Locking Pedestal
- Adjustable Levelers

#### CORNER UNIT

model	w	d	h	wt	cu ft	list
45-4252RCU RIGHT	42	51.5	30.25	183	47	\$ 2,992

- Wire Management in Top
- 10" Storage Shelf
- Adjustable Levelers

#### RETURN

model	w	d	h	wt	cu ft	list
45-4224RPRC RIGHT	42	23.5	30.25	150	23	\$ 3,194

- One Tray Drawer
- One File Drawer
- One Box Drawer
- Locking Pedestal
- Wire Management in Top
- Adjustable Levelers
- Long Grain

### OPTIONS

Finish	Grommet (45-7252LPDC only)	Key (45-7252LPDC and 45-4224RPRC only)
Flat Cut MMC MLC CMP CHP	G1 No Grommet - Standard KP Grommet \$70	NM Locking - Standard Key (#345) H2X Locking - Key Specific  NOTE: Lock Core Order Form on page K must be included when ordering H2X option

### HOW TO ORDER

SPECIFY: Finish | grommet (if applicable) | key (if applicable). See page 890 for a complete offering of finishes.

### MODEL NUMBER

45-725LRPDC

Finish	Grommet (45-7252LPDC only)	Key (45-7252LPDC and 45-4224RPRC only)
MLC	G1	NM

## CONFIGURATIONS - COCKPIT LEFT U P-SHAPED TABLE UNIT

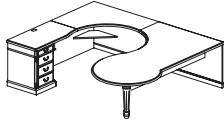
### NOTES:

- Cockpit P-Table is also Available with Panel Base. See page 928 for Ordering Information.
- Additional Cockpit Returns Available on pages 921-922
- Cockpit U Units can use only Cockpit Returns

### Edge Shape



### Drawer Pull



### P-TABLE

model	w	d	h	list
Total Unit Dimensions	84	103.5	30.25	Unit Total \$ 12,932

### CONSISTS OF:

model	w	d	h	wt	cu ft	list
45-9658FRCP/TB4	96	58	30.25	198	30	\$ 6,746

- P-Shaped Cockpit Top
- One End Panel
- Veneer Modesty Panel
- 4" Diameter Wood Pedestal Base
- Adjustable Levelers
- Shipped KD

### CORNER UNIT

model	w	d	h	wt	cu ft	list
45-4252LCU	42	51.5	30.25	183	47	\$ 2,992

- Wire Management in Top
- 10" Storage Shelf
- Adjustable Levelers

### RETURN

model	w	d	h	wt	cu ft	list
45-4224LPRC	42	23.5	30.25	150	23	\$ 3,194

- One Tray Drawer
- One File Drawer
- One Box Drawer
- Locking Pedestal
- Wire Management in Top
- Adjustable Levelers
- Long Grain

### OPTIONS

Finish	Key (45-4224LPRC only)
Flat Cut MMC MLC CMP CHP	NM Locking - Standard Key (#345) H2X Locking - Key Specific  NOTE: Lock Core Order Form on page K must be included when ordering H2X option

### HOW TO ORDER

SPECIFY: Finish | key (if applicable). See page 890 for a complete offering of finishes.

### MODEL NUMBER

45-9658FRCP/TB4

Finish	Key (45-4224LPRC only)
MLC	NM

## CONFIGURATIONS - COCKPIT RIGHT U P-SHAPED TABLE UNIT

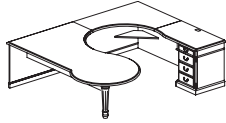
### NOTES:

- Cockpit P-Table is also Available with Panel Base. See page 928 for Ordering Information.
- Additional Cockpit Returns Available on pages 921-922
- Cockpit U Units can use only Cockpit Returns

### Edge Shape



### Drawer Pull



### P-TABLE

model	w	d	h	list
Total Unit Dimensions	84	103.5	30.25	Unit Total \$ 12,932

### CONSISTS OF:

model	w	d	h	wt	cu ft	list
45-9658FLCP/TB4 LEFT	96	58	30.25	198	30	\$ 6,746

- P-Shaped Cockpit Top
- One End Panel
- Veneer Modesty Panel
- 4" Diameter Wood Pedestal Base
- Adjustable Levelers
- Shipped KD

### CORNER UNIT

model	w	d	h	wt	cu ft	list
45-4252RCU RIGHT	42	51.5	30.25	183	47	\$ 2,992

- Wire Management in Top
- 10" Storage Shelf
- Adjustable Levelers

### RETURN

model	w	d	h	wt	cu ft	list
45-4224RPRC RIGHT	42	23.5	30.25	150	23	\$ 3,194

- One Tray Drawer
- One File Drawer
- One Box Drawer
- Locking Pedestal
- Wire Management in Top
- Adjustable Levelers
- Long Grain

### OPTIONS

Finish	Key (45-4224RPRC only)
Flat Cut MMC MLC CMP CHP	NM Locking - Standard Key (#345) H2X Locking - Key Specific  NOTE: Lock Core Order Form on page K must be included when ordering H2X option

### HOW TO ORDER

SPECIFY: Finish | key (if applicable). See page 890 for a complete offering of finishes.

### MODEL NUMBER

45-9658FLCP/TB4

Finish	Key (45-4224RPRC only)
MLC	NM

## CONFIGURATIONS - COCKPIT LEFT U P-SHAPED TABLE UNIT

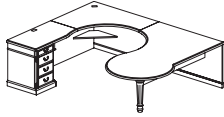
### NOTES:

- Cockpit P-Table is also Available with Panel Base. See page 928 for Ordering Information.
- Additional Cockpit Returns Available on pages 921-922
- Cockpit U Units can use only Cockpit Returns

### Edge Shape



### Drawer Pull



### P-TABLE

model	w	d	h	list
Total Unit Dimensions	84	109.5	30.25	Unit Total \$ 12,226

### CONSISTS OF:

model	w	d	h	wt	cu ft	list
45-8458FRCP/TB4 RIGHT	84	58	30.25	179	27	\$ 6,040

- P-Shaped Cockpit Top
- One End Panel
- Veneer Modesty Panel
- 4" Diameter Wood Pedestal Base
- Adjustable Levelers
- Shipped KD

### CORNER UNIT

model	w	d	h	wt	cu ft	list
45-4252LCU LEFT	42	51.5	30.25	183	47	\$ 2,992

- Wire Management in Top
- 10" Storage Shelf
- Adjustable Levelers

### RETURN

model	w	d	h	wt	cu ft	list
45-4224LPRC LEFT	42	23.5	30.25	150	23	\$ 3,194

- One Tray Drawer
- One File Drawer
- One Box Drawer
- Locking Pedestal
- Wire Management in Top
- Adjustable Levelers
- Long Grain

### OPTIONS

Finish	Key (45-4224LPRC only)
Flat Cut MMC MLC CMP CHP	NM Locking - Standard Key (#345) H2X Locking - Key Specific  NOTE: Lock Core Order Form on page K must be included when ordering H2X option

### HOW TO ORDER

SPECIFY: Finish | key (if applicable). See page 890 for a complete offering of finishes.

### MODEL NUMBER

45-8458FRCP/TB4

Finish	Key (45-4224LPRC only)
MLC	NM

## CONFIGURATIONS - COCKPIT RIGHT U P-SHAPED TABLE UNIT

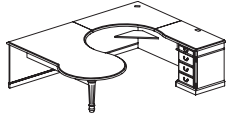
### NOTES:

- Cockpit P-Table is also Available with Panel Base. See page 928 for Ordering Information.
- Additional Cockpit Returns Available on pages 921-922
- Cockpit U Units can use only Cockpit Returns

### Edge Shape



### Drawer Pull



### P-TABLE

model	w	d	h	list
Total Unit Dimensions	84	109.5	30.25	Unit Total \$ 12,226

### CONSISTS OF:

model	w	d	h	wt	cu ft	list
45-8458FLCP/TB4 LEFT	84	58	30.25	179	27	\$ 6,040

- P-Shaped Cockpit Top
- One End Panel
- Veneer Modesty Panel
- 4" Diameter Wood Pedestal Base
- Adjustable Levelers
- Shipped KD

### CORNER UNIT

model	w	d	h	wt	cu ft	list
45-4252RCU RIGHT	42	51.5	30.25	183	47	\$ 2,992

- Wire Management in Top
- 10" Storage Shelf
- Adjustable Levelers

### RETURN

model	w	d	h	wt	cu ft	list
45-4224RPRC RIGHT	42	23.5	30.25	150	23	\$ 3,194

- One Tray Drawer
- One File Drawer
- One Box Drawer
- Locking Pedestal
- Wire Management in Top
- Adjustable Levelers
- Long Grain

### OPTIONS

Finish	Key (45-4224RPRC only)
Flat Cut MMC MLC CMP CHP	NM Locking - Standard Key (#345) H2X Locking - Key Specific  NOTE: Lock Core Order Form on page K must be included when ordering H2X option

### HOW TO ORDER

SPECIFY: Finish | key (if applicable). See page 890 for a complete offering of finishes.

### MODEL NUMBER

45-8458FLCP/TB4

Finish	Key (45-4224RPRC only)
MLC	NM

## CONFIGURATIONS - COCKPIT LEFT U P-SHAPED TABLE UNIT

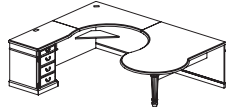
### NOTES:

- Cockpit P-Table is also Available with Panel Base. See page 928 for Ordering Information.
- Additional Cockpit Returns Available on pages 921-922
- Cockpit U Units can use only Cockpit Returns

### Edge Shape



### Drawer Pull



model	w	d	h	list
Total Unit Dimensions	84	109.5	30.25	Unit Total \$ 11,692

### CONSISTS OF:

#### P-TABLE

model	w	d	h	wt	cu ft	list
45-7258FRCP/TB4 RIGHT	72	58	30.25	149	24	\$ 5,506

- P-Shaped Cockpit Top
- One End Panel
- Veneer Modesty Panel
- 4" Diameter Wood Pedestal Base
- Adjustable Levelers
- Shipped KD

#### CORNER UNIT

model	w	d	h	wt	cu ft	list
45-4252LCU LEFT	42	51.5	30.25	183	47	\$ 2,992

- Wire Management in Top
- 10" Storage Shelf
- Adjustable Levelers

#### RETURN

model	w	d	h	wt	cu ft	list
45-4224LPRC LEFT	42	23.5	30.25	150	23	\$ 3,194

- One Tray Drawer
- One File Drawer
- One Box Drawer
- Locking Pedestal
- Wire Management in Top
- Adjustable Levelers
- Long Grain

### OPTIONS

Finish	Key (45-4224LPRC only)
Flat Cut MMC MLC CMP CHP	NM Locking - Standard Key (#345) H2X Locking - Key Specific  NOTE: Lock Core Order Form on page K must be included when ordering H2X option

### HOW TO ORDER

SPECIFY: Finish | key (if applicable). See page 890 for a complete offering of finishes.

### MODEL NUMBER

45-7258FLCP/TB4

Finish	Key (45-4224LPRC only)
MLC	NM

## CONFIGURATIONS - COCKPIT RIGHT U P-SHAPED TABLE UNIT

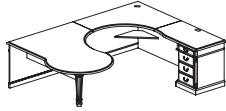
### NOTES:

- Cockpit P-Table is also Available with Panel Base. See page 928 for Ordering Information.
- Additional Cockpit Returns Available on pages 921-922
- Cockpit U Units can use only Cockpit Returns

### Edge Shape



### Drawer Pull



model	w	d	h	list
Total Unit Dimensions	84	109.5	30.25	Unit Total \$ 11,692

### CONSISTS OF:

#### P-TABLE

model	w	d	h	wt	cu ft	list
45-7258FLCP/TB4 LEFT	72	58	30.25	149	24	\$ 5,506

- P-Shaped Cockpit Top
- One End Panel
- Veneer Modesty Panel
- 4" Diameter Wood Pedestal Base
- Adjustable Levelers
- Shipped KD

#### CORNER UNIT

model	w	d	h	wt	cu ft	list
45-4252RCU RIGHT	42	51.5	30.25	183	47	\$ 2,992

- Wire Management in Top
- 10" Storage Shelf
- Adjustable Levelers

#### RETURN

model	w	d	h	wt	cu ft	list
45-4224RPRC RIGHT	42	23.5	30.25	150	23	\$ 3,194

- One Tray Drawer
- One File Drawer
- One Box Drawer
- Locking Pedestal
- Wire Management in Top
- Adjustable Levelers
- Long Grain

### OPTIONS

Finish	Key (45-4224RPRC only)
Flat Cut MMC MLC CMP CHP	NM Locking - Standard Key (#345) H2X Locking - Key Specific  NOTE: Lock Core Order Form on page K must be included when ordering H2X option

### HOW TO ORDER

SPECIFY: Finish | key (if applicable). See page 890 for a complete offering of finishes.

### MODEL NUMBER

45-7258FRCP/TB4

Finish	Key (45-4224RPRC only)
MLC	NM



## CONFIGURATIONS - COCKPIT L P-SHAPED TABLE UNITS

• **NOTE:** Cockpit P-Table is also Available with Panel Base. See page 928 for Ordering Information

### Edge Shape



### Drawer Pull



### P-TABLE LEFT L



model	w	d	h	list
Total Unit Dimensions	84	102	30.25	Unit Total \$ 9,234

#### CONSISTS OF:

model	w	d	h	wt	cu ft	list
45-8458FRCP/TB4 RIGHT	84	58	30.25	179	27	\$ 6,040

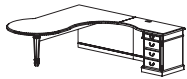
- P-Shaped Cockpit Top
- One End Panel
- Veneer Modesty Panel
- 4" Diameter Wood Pedestal Base
- Adjustable Levelers
- Shipped KD

### RETURN

model	w	d	h	wt	cu ft	list
45-2444LPRC LEFT	24	44	30.25	150	24	\$ 3,194

- Pull Out Writing Slide
- One Tray Drawer
- One File Drawer
- Letter or Legal Filing
- One Box Drawer
- Locking Pedestal
- Wire Management in Top
- Adjustable Levelers
- Short Grain

### P-TABLE RIGHT L



model	w	d	h	list
Total Unit Dimensions	84	102	30.25	Unit Total \$ 9,234

#### CONSISTS OF:

model	w	d	h	wt	cu ft	list
45-8458FLCP/TB4 LEFT	84	58	30.25	179	27	\$ 6,040

- P-Shaped Cockpit Top
- One End Panel
- Veneer Modesty Panel
- 4" Diameter Wood Pedestal Base
- Adjustable Levelers
- Shipped KD

### RETURN

model	w	d	h	wt	cu ft	list
45-2444RPRC RIGHT	24	44	30.25	150	24	\$ 3,194

- Pull Out Writing Slide
- One Tray Drawer
- One File Drawer
- Letter or Legal Filing
- One Box Drawer
- Locking Pedestal
- Wire Management in Top
- Adjustable Levelers
- Short Grain

### OPTIONS

Finish	Key (45-2224LPRC/RPRC only)
Flat Cut	NM Locking - Standard Key (#345)
MMC MLC	H2X Locking - Key Specific
CMP CHP	NOTE: Lock Core Order Form on page K must be included when ordering H2X option

### HOW TO ORDER

SPECIFY: Finish | key (if applicable). See page 890 for a complete offering of finishes.

### MODEL NUMBER

45-8458FRCP/TB4

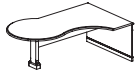
Finish	Key (45-2224LPRC/RPRC only)
MLC	NM

COCKPIT P-SHAPED TOP TABLE WITH PANEL BASE STANDARD FEATURES

- Veneer Modesty Panel
- 8" Wood Panel Base
- Adjustable Levelers

- Shipped KD

Edge Shape



model		w	d	h	wt	cu ft	list
45-7258FLCP/PB8	LEFT	72	58	30.25	149	24	\$ 5,506
45-8458FLCP/PB8	LEFT	84	58	30.25	179	27	\$ 6,040
45-9658FLCP/PB8	LEFT	96	58	30.25	198	30	\$ 6,746

- End Panel on Right

45-7258FRCP/PB8	RIGHT	72	58	30.25	149	24	\$ 5,506
45-8458FRCP/PB8	RIGHT	84	58	30.25	179	27	\$ 6,040
45-9658FRCP/PB8	RIGHT	96	58	30.25	198	30	\$ 6,746

- End Panel on Left

OPTIONS

Finish	
Flat Cut	
MMC MLC	
CMP CHP	

HOW TO ORDER

SPECIFY: Finish. See page 890 for a complete offering of finishes.

MODEL NUMBER	
45-9658FLCP/PB8	
Finish	
MLC	

## CONFIGURATIONS - COCKPIT LEFT U UNITS WITH STORAGE

### NOTES:

- See pages 911-928 for Available Desks and P-Tables
- See pages 931-932 for Available Returns
- See pages 940-941 for Available Storage Units
- See pages 954-956 for Available Highback Organizers and Hutches

### Edge Shape



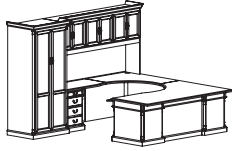
### Drawer Pull



### Door Pull



## LEFT U WITH HIGHBACK ORGANIZER AND STORAGE WARDROBE



DESK

model	w	d	h	list
Total Unit Dimensions	117.38	103.5	30.25	Unit Total \$ 29,033

### CONSISTS OF:

model	w	d	h	wt	cu ft	list
45-8452RPDC RIGHT	84	52	30.25	328	91	\$ 7,376

- Pull Out Writing Slide
- One Tray Drawer
- One File Drawer
- One Box Drawer
- Letter or Legal Filing
- Locking Pedestal
- Adjustable Levelers

CORNER UNIT

model	w	d	h	wt	cu ft	list
45-4252LCU LEFT	42	51.5	30.25	183	47	\$ 2,992

- Wire Management in Top
- 10" Storage Shelf
- Adjustable Levelers

RETURN MITERED LEFT

model	w	d	h	wt	cu ft	list
45-4024LPRCFL	41	23.5	30.25	145	22	\$ 3,133

- One Tray Drawer
- One File Drawer
- One Box Drawer
- Letter or Legal Filing
- Locking Pedestal
- Wire Management in Top
- Adjustable Levelers
- Long Grain

HIGHBACK ORGANIZER MITERED LEFT

model	w	d	h	wt	cu ft	list
45-8149HDFL	81.81	16.31	49.25	208	50	\$ 6,590

- Use with 84"W Credenzas
- Six Hinged Doors
- Wire Management
- Unfinished Back
- 22.25" Clearance
- Optional Task Lights Sold on page 1092

STORAGE WARDROBE

model	w	d	h	wt	cu ft	list
45-7225SW	34	25.06	72.75	167	46	\$ 7,165

### LEFT SIDE

- Three Adjustable Shelves
- One Stationary Shelf

### RIGHT SIDE

- Wardrobe with Metal Coat Rod
- One Adjustable Shelf
- Unfinished Back

STORAGE CROWN MITERED RIGHT

model	w	d	h	wt	cu ft	list
45-3726HCFR	37.13	26.63	3	15	4	\$ 952

STORAGE BASE MITERED RIGHT

model	w	d	h	wt	cu ft	list
45-3525CCBHFR	35.25	26.69	3.75	15	4	\$ 825

- Adjustable Levelers

### OPTIONS

Finish	Grommet (45-8452LPDC only)	Door Panel (45-8149HDFR only)	Key	Back (45-8149HDFR and 45-7225SW only)
Veneer Flat Cut MMC MLC	G1 No Grommet - Standard KP Grommet \$70	HM Straight Grain Veneer Panel Doors - Standard	NL No Lock - Standard	LW Unfinished - Standard
HPL Woodgrain Laminate (Not Available on 45-8149HDFL, 45-7225SW, 45-3726HCFR and 45-3525CCBHFR) Flat Cut CMP CHP		 HN Grille/Glass Panel Doors	Locking NM Standard Key (#345) H2X Key Specific 45-8149HDFL \$566 45-7225SW \$192  NOTE: Lock Core Order Form on page K must be included when ordering H2X option	LX Finished 45-8149HDFL \$659 45-7225SW \$717

### HOW TO ORDER

SPECIFY: Finish | grommet (if applicable) | door panel (if applicable) | key | back (if applicable). See page 890 for a complete offering of finishes.

### MODEL NUMBER

45-8452RPDC

Finish	Grommet (45-8452LPDC only)	Door Panel (45-8149HDFR only)	Key	Back (45-8149HDFR and 45-7225SW only)
MLC	G1	HM	NL	LW

## CONFIGURATIONS - COCKPIT RIGHT U UNITS WITH STORAGE

### NOTES:

- See pages 911-928 for Available Desks and P-Tables
- See pages 931-932 for Available Returns
- See pages 940-941 for Available Storage Units
- See pages 954-956 for Available Highback Organizers and Hutches

### Edge Shape




### Drawer Pull



### Door Pull



## RIGHT U WITH HIGHBACK ORGANIZER AND STORAGE WARDROBE



### DESK

model	w	d	h	list
Total Unit Dimensions	117.38	103.5	30.25	Unit Total \$ 29,033

### CONSISTS OF:

model	w	d	h	wt	cu ft	list
45-8452LPDC LEFT	84	52	30.25	328	91	\$ 7,376

- Pull Out Writing Slide
- One Tray Drawer
- One File Drawer
- One Box Drawer
- Letter or Legal Filing
- Locking Pedestal
- Adjustable Levelers

### CORNER UNIT

model	w	d	h	wt	cu ft	list
45-4252RCU RIGHT	42	51.5	30.25	183	47	\$ 2,992

- Wire Management in Top
- 10" Storage Shelf
- Adjustable Levelers

### RETURN MITERED RIGHT

model	w	d	h	wt	cu ft	list
45-4024RPRCFR	42	23.5	30.25	145	22	\$ 3,133

- One Tray Drawer
- One File Drawer
- One Box Drawer
- Letter or Legal Filing
- Locking Pedestal
- Wire Management in Top
- Adjustable Levelers
- Long Grain

### HIGHBACK ORGANIZER MITERED RIGHT

model	w	d	h	wt	cu ft	list
45-8149HDFR	81.81	16.31	49.25	208	50	\$ 6,590

- Use with 84"W Credenzas
- Six Hinged Doors
- Wire Management
- Unfinished Back
- 22.25" Clearance
- Optional Task Lights Sold on page 1092

### STORAGE WARDROBE

model	w	d	h	wt	cu ft	list
45-7225SW	34	25.06	72.75	167	46	\$ 7,165

### LEFT SIDE

- Three Adjustable Shelves
- One Stationary Shelf

### RIGHT SIDE

- Wardrobe with Metal Coat Rod
- One Adjustable Shelf
- Unfinished Back

### STORAGE CROWN MITERED LEFT

model	w	d	h	wt	cu ft	list
45-3726HCFL	37.13	26.63	3	15	4	\$ 952

### STORAGE BASE MITERED LEFT

model	w	d	h	wt	cu ft	list
45-3525CCBHFL	35.25	26.69	3.75	15	4	\$ 825

- Adjustable Levelers

### OPTIONS

Finish	Grommet (45-8452LPDC only)	Door Panel (45-8149HDFR only)	Key	Back (45-8149HDFR and 45-7225SW only)
Veneer Flat Cut MMC MLC	G1 No Grommet - Standard KP Grommet \$70	HM Straight Grain Veneer Panel Doors - Standard	NL No Lock - Standard	LW Unfinished - Standard
HPL Woodgrain Laminate (Not Available on 45-8149HDFR, 45-7225SW, 45-3726HCFL and 45-3525CCBHFL) Flat Cut CMP CHP		 HN Grille/Glass Panel Doors	Locking NM Standard Key (#345) H2X Key Specific 45-8149HDFR \$566 45-7225SW \$192  NOTE: Lock Core Order Form on page K must be included when ordering H2X option	LX Finished 45-8149HDFL \$659 45-7225SW \$717

### HOW TO ORDER

SPECIFY: Finish | grommet (if applicable) | door panel (if applicable) | key | back (if applicable). See page 890 for a complete offering of finishes.

### MODEL NUMBER

45-8452LPDC

Finish	Grommet (45-8452LPDC only)	Door Panel (45-8149HDFR only)	Key	Back (45-8149HDFR and 45-7225SW only)
MLC	G1	HM	NL	LW

## COCKPIT RETURN STANDARD FEATURES

- One Tray Drawer
- One File Drawer
- One Box Drawer
- Locking Pedestal
- Wire Management in Top
- Adjustable Levelers
- Long Grain
- **NOTE:** Use with Cockpit Corner Units Only

### • Edge Shape



### Drawer Pull



## PEDESTAL



model		w	d	h	wt	cu ft	list
45-4224LPRC	LEFT	42	23.5	30.25	150	23	\$ 3,194
45-5424LPRC	LEFT	54	23.5	30.25	155	29	\$ 3,739
45-4224RPRC	RIGHT	42	23.5	30.25	150	23	\$ 3,194
45-5424RPRC	RIGHT	54	23.5	30.25	155	29	\$ 3,739

## MITERED PEDESTAL



model		w	d	h	wt	cu ft	list
45-4024LPRCFL	LEFT	40.63	23.5	30.25	145	22	\$ 3,133
45-5224LPRCFL	LEFT	52.63	23.5	30.25	153	28	\$ 3,583
45-4024RPRCFR	RIGHT	40.63	23.5	30.25	145	22	\$ 3,133
45-5224RPRCFR	RIGHT	52.63	23.5	30.25	153	28	\$ 3,583

- Letter or Legal Filing
- Connects to Mitered Storage Unit
- Left Pedestal is Mitered Left and Right Pedestal is Mitered Right

## OPTIONS

Finish	Key
Flat Cut	NM Locking - Standard Key (#345)
MMC MLC	H2X Locking - Key Specific
CMP CHP	
NOTE: Lock Core Order Form on page K must be included when ordering H2X option	

## HOW TO ORDER

SPECIFY: Finish | key. See page 890 for a complete offering of finishes.

## MODEL NUMBER

45-4224LPRC

Finish	Key
MLC	NM

## COCKPIT RETURN STANDARD FEATURES

- Wire Management in Top
- Adjustable Levelers
- Long Grain
- **NOTE:** Use with Cockpit Corner Units Only

### Edge Shape



### Drawer Pull



## PEDESTAL WITH LATERAL FILE



model		w	d	h	wt	cu ft	list
45-5424LPRCL	LEFT	54	23.5	30.25	170	29	\$ 4,021
45-5424RPRCL	RIGHT	54	23.5	30.25	170	29	\$ 4,021

- Two Lateral File Drawers
- Locking Pedestal

## PEDESTAL WITH MULTI-FILE



model		w	d	h	wt	cu ft	list
45-5424CMRPL	LEFT	54	23.5	30.25	170	29	\$ 4,275
45-5424CMRPR	RIGHT	54	23.5	30.25	170	29	\$ 4,275

- One Tray Drawer
- One Box Drawer
- One File Drawer
- One Lateral File Drawer
- Letter or Legal Filing
- Locking File Drawers

## MITERED PEDESTAL WITH LATERAL FILE



model		w	d	h	wt	cu ft	list
45-5224LPRCLFL	LEFT	52.63	23.5	30.25	165	28	\$ 4,021
45-5224RPRCLFR	RIGHT	52.63	23.5	30.25	165	28	\$ 4,021

- Two Lateral File Drawers
- Letter or Legal Filing
- Locking Pedestal
- Connects to Mitered Storage Unit
- Left Pedestal is Mitered Left and Right Pedestal is Mitered Right

## MITERED PEDESTAL WITH MULTI-FILE



model		w	d	h	wt	cu ft	list
45-5224CMRPLFL	LEFT	52.63	23.5	30.25	165	28	\$ 4,237
45-5224CMRPRFR	RIGHT	52.63	23.5	30.25	165	28	\$ 4,237

- One Tray Drawer
- One Box Drawer
- One File Drawer
- One Lateral File Drawer
- Letter or Legal Filing
- Locking File Drawers
- Connects to Mitered Storage Unit
- Left Pedestal is Mitered Left and Right Pedestal is Mitered Right

## OPTIONS

Finish	Key
Flat Cut	NM Locking - Standard Key (#345)
MMC MLC	H2X Locking - Key Specific
CMP CHP	
NOTE: Lock Core Order Form on page K must be included when ordering H2X option	

## HOW TO ORDER

SPECIFY: Finish | key. See page 890 for a complete offering of finishes.

## MODEL NUMBER

45-5424LPRCL

Finish	Key
MLC	NM

## HIGHBACK ORGANIZER STANDARD FEATURES

- Wire Management
- Unfinished Back
- 22.25" Clearance
- Optional Task Lights sold on page 1092

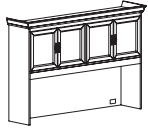
### Edge Shape



### Drawer Pull



### Door Pull



- Four Hinged Doors

model	w	d	h	wt	cu ft	list
<b>45-6649HD</b>	65.38	16.31	49.25	177	37	\$ 4,901

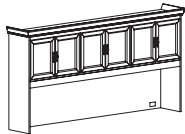
- Use with 66"W Credenzas

<b>45-7249HD</b>	71.38	16.31	49.25	179	39	\$ 5,210
------------------	-------	-------	-------	-----	----	----------

- Use with 72"W Credenzas

<b>45-7749HD</b>	77.38	16.31	49.25	187	47	\$ 5,628
------------------	-------	-------	-------	-----	----	----------

- Use with 78"W Credenzas



- Six Hinged Doors


model	w	d	h	wt	cu ft	list
<b>45-8349HD</b>	83.38	16.31	49.25	208	50	\$ 6,590

- Use with 84"W Credenzas and 84"W Cockpit U Units

<b>45-9549HD</b>	95.38	16.31	49.25	221	57	\$ 6,989
------------------	-------	-------	-------	-----	----	----------

- Use with 96"W Credenzas and 96"W Cockpit U Units

## OPTIONS

Finish	Door Panel	Key/Locking	Back
Veneer Flat Cut MMC MLC	HM Straight Grain Veneer Panel Doors - Standard   HN Grille/Glass Panel Doors	NL No Lock - Standard  Locking NM Standard Key (#345) H2X Key Specific 45-9549HD and 45-8349HD <b>\$566</b> 45-7749HD, 45-7249HD and 45-6649HD <b>\$376</b>  NOTE: Lock Core Order Form on page K must be included when ordering H2X option	LW Unfinished - Standard  LX Finished 45-6649HD <b>\$490</b> 45-7249HD <b>\$521</b> 45-7749HD <b>\$563</b> 45-8349HD <b>\$659</b> 45-9549HD <b>\$699</b>

## HOW TO ORDER

SPECIFY: Finish | door panel | key/lock | back. See page 890 for a complete offering of finishes.

## MODEL NUMBER

45-9549HD

Finish	Door Panel	Key/Locking	Back
MLC	HM	NM	LW

TACKBOARD FOR HIGHBACK ORGANIZER STANDARD FEATURES



model	w	d	h	wt	cu ft
FT1072	60.63	0.5	20	8	3
• Use with 45-6649HD					
FT1073	66.63	0.5	20	9	3
• Use with 45-7249HD					
FT1074	72.63	0.5	20	10	3
• Use with 45-7749HD					
FT1075	78.63	0.5	20	11	3
• Use with 45-8349HD					
FT1076	90.63	0.5	20	12	4
• Use with 45-9549HD					

model	yds com (54")	com 1	col 2	3	4	5	6	7	8	9	10	11	12	13	14	15	L1	L2	L3
FT1072	2	412	445	483	530	595	689	783	878	972	1,066	1,160	1,254	1,348	1,442	1,536	n/a	n/a	n/a
FT1073	2.5	438	479	526	585	667	785	902	1,020	1,137	1,255	1,373	1,490	1,608	1,725	1,843	n/a	n/a	n/a
FT1074	2.5	438	479	526	585	667	785	902	1,020	1,137	1,255	1,373	1,490	1,608	1,725	1,843	n/a	n/a	n/a
FT1075	2.5	438	479	526	585	667	785	902	1,020	1,137	1,255	1,373	1,490	1,608	1,725	1,843	n/a	n/a	n/a
FT1076	3	444	493	550	620	719	860	1,001	1,142	1,283	1,424	1,566	1,707	1,848	1,989	2,130	n/a	n/a	n/a

OPTIONS

Fabric/Grade

Grade, Vendor, Pattern, Color

See ofs.com for fabric selection. Fabric must be tested and approved for tackboard use/compatibility.

NOTE: A sample of all COM fabrics must be submitted to OFS for preliminary approval prior to shipment of fabric. See ofs.com for COM Ordering Instructions.

HOW TO ORDER

SPECIFY: Textile pattern and color. See ofs.com for a full list of our graded-in fabric options.

MODEL NUMBER

FT-1072

Fabric/Grade

Grade 3, Momentum, Hue, Smoke



## HUTCH STANDARD FEATURES

- Removable Bottom Center Shelf
- Can Lights in Center Section - UL Listed
- Top Glass Shelf
- Unfinished Back
- Wire Management
- 14.5" to 18.25" Clearance under Bottom Adjustable Shelf

### Door Pull



- Two Hinged Doors

model	w	d	h	wt	cu ft	list
<b>45-6649HS</b>	65.38	16.31	49.25	203	37	\$ 5,104

- Use with 66"W Credenzas

<b>45-7249HS</b>	71.38	16.31	49.25	219	39	\$ 5,344
------------------	-------	-------	-------	-----	----	----------

- Use with 72"W Credenzas

<b>45-7749HS</b>	77.38	16.31	49.25	227	47	\$ 5,584
------------------	-------	-------	-------	-----	----	----------

- Use with 78"W Credenzas

<b>45-8349HS</b>	83.38	16.31	49.25	248	50	\$ 6,706
------------------	-------	-------	-------	-----	----	----------

- Use with 84"W Credenzas and 84"W Cockpit U Units




- Four Hinged Doors

model	w	d	h	wt	cu ft	list
<b>45-9549HS</b>	95.38	16.31	49.25	261	57	\$ 7,700

- Use with 96"W Credenzas and 96"W Cockpit U Units

## OPTIONS

Finish	Door Panel	Lock	Back
Veneer Flat Cut MMC MLC	<b>HM</b> Straight Grain Veneer Panel Doors - <b>Standard</b>  <b>HN</b> Grille/Glass Panel Doors	<b>NL</b> No Lock - <b>Standard</b>  Locking <b>\$376</b> <b>NM</b> Standard Key (#345) <b>H2X</b> Key Specific  NOTE: Lock Core Order Form on page K must be included when ordering H2X option	<b>LW</b> Unfinished - <b>Standard</b>  <b>LX</b> Finished 45-6649HS <b>\$510</b> 45-7249HS <b>\$534</b> 45-7749HS <b>\$559</b> 45-8349HS <b>\$671</b> 45-9549HS <b>\$770</b>

## HOW TO ORDER

SPECIFY: Finish | door panel | lock | back. See page 890 for a complete offering of finishes.

## MODEL NUMBER

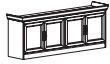
45-6649HS

Finish	Door Panel	Lock	Back
MLC	HM	NM	LW

## WALLMOUNT ORGANIZER WITH DOORS STANDARD FEATURES

- Unfinished Back
- Optional Task Lights Sold on page 1092

### Door Pull



- Four Hinged Doors

model	w	d	h	wt	cu ft	list
<b>45-6527HDW</b>	65.38	16.31	27	178	23	\$ 4,572


- Use with 66"W Credenzas

<b>45-7127HDW</b>	71.38	16.31	27	206	25	\$ 4,830
-------------------	-------	-------	----	-----	----	----------

- Use with 72"W Credenzas

<b>45-7727HDW</b>	77.38	16.31	27	215	27	\$ 5,111
-------------------	-------	-------	----	-----	----	----------

- Use with 78"W Credenzas




- Six Hinged Doors

model	w	d	h	wt	cu ft	list
<b>45-8327HDW</b>	83.38	16.31	27	225	29	\$ 5,622

- Use with 84"W Credenzas and 84"W Cockpit U Units

### OPTIONS

Finish	Door Panel	Lock
Veneer Flat Cut MMC MLC	<b>HM</b> Straight Grain Veneer Panel Doors - <b>Standard</b>   <b>HN</b> Grille/Glass Panel Doors	<b>NL</b> No Lock - <b>Standard</b>  Locking <b>NM</b> Standard Key (#345) <b>H2X</b> Key Specific 45-8327HDW <b>\$566</b> 45-7727HDW, 45-7127HDW and 45-6527HDW <b>\$376</b>  NOTE: Lock Core Order Form on page K must be included when ordering H2X option

### HOW TO ORDER

SPECIFY: Finish | door panel | lock. See page 890 for a complete offering of finishes.

### MODEL NUMBER

45-6527HDW

Finish	Door Panel	Lock
MLC	HM	NL



## TACKBOARD STANDARD FEATURES



model	w	d	h	wt	cu ft
FT2065	62.25	0.5	22.13	8	3

- Use with 45-6527HDW

FT2066	68.25	0.5	22.13	9	3
--------	-------	-----	-------	---	---

- Use with 45-7127HDW

FT2067	74.25	0.5	22.13	10	3
--------	-------	-----	-------	----	---

- Use with 45-7727HDW

FT2068	80.25	0.5	22.13	11	3
--------	-------	-----	-------	----	---

- Use with 45-8327HDW

model	yds com (54")	com 1	col 2	3	4	5	6	7	8	9	10	11	12	13	14	15	L1	L2	L3
FT2065	2	432	465	503	550	615	709	803	898	992	1,086	1,180	1,274	1,368	1,462	1,556	n/a	n/a	n/a
FT2066	2.5	438	479	526	585	667	785	902	1,020	1,137	1,255	1,373	1,490	1,608	1,725	1,843	n/a	n/a	n/a
FT2067	2.5	438	479	526	585	667	785	902	1,020	1,137	1,255	1,373	1,490	1,608	1,725	1,843	n/a	n/a	n/a
FT2068	2.5	438	479	526	585	667	785	902	1,020	1,137	1,255	1,373	1,490	1,608	1,725	1,843	n/a	n/a	n/a

## OPTIONS

## Fabric/Grade

Grade, Vendor, Pattern, Color

See ofs.com for fabric selection. Fabric must be tested and approved for tackboard use/compatibility.

NOTE: A sample of all COM fabrics must be submitted to OFS for preliminary approval prior to shipment of fabric. See ofs.com for COM Ordering Instructions.

## HOW TO ORDER

SPECIFY: Textile pattern and color. See ofs.com for a full list of our graded-in fabric options.

## MODEL NUMBER

FT2065

## Fabric/Grade

Grade 3, Momentum, Hue, Smoke

## CONFIGURATIONS - 25"D STORAGE WARDROBE AND CABINET

• NOTE: To Be Assembled as a Freestanding Cabinet

Drawer Pull



Door Pull



### WARDROBE WITH CROWN AND BASE



#### STORAGE WARDROBE

model	list
	Unit Total \$ 8,942

#### CONSISTS OF:

model	w	d	h	wt	cu ft	list
45-7225SW	34	25.06	72.75	167	46	\$ 7,165

#### LEFT SIDE

- Three Adjustable Shelves
- One Stationary Shelf

#### RIGHT SIDE

- Wardrobe with Metal Coat Rod
- One Adjustable shelf
- Unfinished Back

#### CROWN

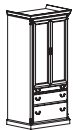
model	w	d	h	wt	cu ft	list
45-3726SCC	37.13	26.63	3	15	4	\$ 952

#### BASE

model	w	d	h	wt	cu ft	list
45-3525CCB	35.25	26.69	3.75	15	4	\$ 825

- Adjustable Levelers

### STORAGE CABINET WITH LATERAL FILE WITH CROWN AND BASE



#### STORAGE CABINET

model	w	d	h	list
				Unit Total \$ 9,441

#### CONSISTS OF:

model	w	d	h	wt	cu ft	list
45-7225SCL	34	25.06	72.75	167	46	\$ 7,664

#### TOP SECTION

- Two Adjustable Shelves
- Unfinished Back

#### BOTTOM SECTION

- Two Lateral File Drawers
- Letter or Legal Filing
- Anti-Tilt Central Locking

#### CROWN

model	w	d	h	wt	cu ft	list
45-3726SCC	37.13	26.63	3	15	4	\$ 952

#### BASE

model	w	d	h	wt	cu ft	list
45-3525CCB	35.25	26.69	3.75	15	4	\$ 825

- Adjustable Levelers

### OPTIONS

Finish	Door Panel (45-7225SCL only)	Door Lock (45-7225SW and 45-7225SCL only)	Drawer Key (45-7225SCL only)	Back (45-7225SW and 45-7225SCL only)
Veneer Flat Cut MMC MLC	HM Straight Grain Veneer Panel Doors - <b>Standard</b>  HN Grille/Glass Panel Doors	NL No Lock - <b>Standard</b>  Locking <b>\$192</b> NM Standard Key (#345) H2X Key Specific  NOTE: Lock Core Order Form on page K must be included when ordering H2X option	NM Locking - Standard Key (#345) H2X Locking - Key Specific  NOTE: Lock Core Order Form on page K must be included when ordering H2X option	LW Unfinished - <b>Standard</b>  LX Finished 45-7225SW <b>\$717</b> 45-7225SCL <b>\$766</b>

### HOW TO ORDER

SPECIFY: Finish | door panel (if applicable) | door lock (if applicable) | drawer key (if applicable) | back (if applicable). See page 890 for a complete offering of finishes.

### MODEL NUMBER

45-7225SW

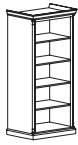
Finish	Door Panel (45-7225SCL only)	Door Lock (45-7225SW and 45-7225SCL only)	Drawer Key (45-7225SCL only)	Back (45-7225SW and 45-7225SCL only)
MLC	HM	NL	NM	LW



## CONFIGURATIONS - 25"D STORAGE BOOKCASE

• NOTE: To Be Assembled as a Freestanding Cabinet

## STORAGE DEPTH OPEN BOOKCASE WITH CROWN BASE



model	list
	Unit Total \$ 7,659

## CONSISTS OF:

## BOOKCASE

model	w	d	h	wt	cu ft	list
45-7225SBC	34	25.06	72.75	130	46	\$ 5,882

- Three Adjustable Shelves
- One Stationary Shelf
- Unfinished Back

## CROWN

model	w	d	h	wt	cu ft	list
45-3726SCC	37.13	26.63	3	15	4	\$ 952

## BASE

model	w	d	h	wt	cu ft	list
45-3525CCB	35.25	26.69	3.75	15	4	\$ 825

- Adjustable Levelers

## OPTIONS

Finish	Back
Veneer Flat Cut MMC MLC	LW Unfinished - Standard LX Finished \$588

## HOW TO ORDER

SPECIFY: Finish | back. See page 890 for a complete offering of finishes.

## MODEL NUMBER

45-7225SBC

Finish	Back
MLC	LW

## 25"D STORAGE OPEN BOOKCASE CHASSIS, WARDROBE, CABINET STANDARD FEATURES

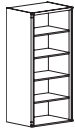
### Drawer Pull



### Door Pull

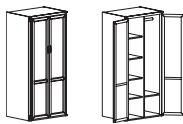


### STORAGE DEPTH OPEN BOOKCASE



model	w	d	h	wt	cu ft	list
<b>45-7225SBC</b>	34	25.06	72.75	130	46	\$ 5,882
<ul style="list-style-type: none"> <li>• Three Adjustable Shelves</li> <li>• One Stationary Shelf</li> <li>• Unfinished Back</li> <li>• <b>NOTE:</b> Must be used with Crown and Base. See page 941.</li> </ul>						

### STORAGE WARDROBE




model	w	d	h	wt	cu ft	list
<b>45-7225SW</b>	34	25.06	72.75	167	46	\$ 7,165
<b>LEFT SIDE</b>						
<ul style="list-style-type: none"> <li>• Three Adjustable Shelves</li> <li>• One Stationary Shelf</li> </ul>						
<b>RIGHT SIDE</b>						
<ul style="list-style-type: none"> <li>• Wardrobe with Metal Coat Rod</li> <li>• One Adjustable Shelf</li> <li>• Unfinished Back</li> <li>• <b>NOTE:</b> Must be used with Crown and Base. See page 941.</li> </ul>						

### STORAGE CABINET WITH LATERAL FILE



model	w	d	h	wt	cu ft	list
<b>45-7225SCL</b>	34	25.06	72.75	130	46	\$ 7,664
<b>TOP SECTION</b>						
<ul style="list-style-type: none"> <li>• Two Adjustable Shelves</li> <li>• Unfinished Back</li> </ul>						
<b>BOTTOM SECTION</b>						
<ul style="list-style-type: none"> <li>• Two Lateral File Drawers</li> <li>• Letter or Legal Filing</li> <li>• Anti-Tilt Central Locking</li> <li>• <b>NOTE:</b> Must be used with Crown and Base. See page 941.</li> </ul>						

### OPTIONS

Finish	Door Panel (45-7225SCL only)	Door Lock (45-7225SW and 45-7225SCL only)	Drawer Key (45-7225SCL only)	Back
Veneer Flat Cut MMC MLC	<b>HM</b> Straight Grain Veneer Panel Doors - <b>Standard</b>   <b>HN</b> Grille/Glass Panel Doors	<b>NL</b> No Lock - <b>Standard</b>  Locking <b>\$192</b> <b>NM</b> Standard Key (#345) <b>H2X</b> Key Specific  NOTE: Lock Core Order Form on page K must be included when ordering H2X option	<b>NM</b> Locking - Standard Key (#345) <b>H2X</b> Locking - Key Specific  NOTE: Lock Core Order Form on page K must be included when ordering H2X option	<b>LW</b> Unfinished - <b>Standard</b>  <b>LX</b> Finished 45-7225SBC <b>\$588</b> 45-7225SW <b>\$717</b> 45-7225SCL <b>\$766</b>

### HOW TO ORDER

SPECIFY: Finish | door panel (if applicable) | door lock (if applicable) | drawer key (if applicable) | back. See page 890 for a complete offering of finishes.

### MODEL NUMBER

45-7225SBC

Finish	Door Panel (45-7225SCL only)	Door Lock (45-7225SW and 45-7225SCL only)	Drawer Key (45-7225SCL only)	Back
MLC	HM	NL	NM	LW

## CROWN AND BASE FOR STORAGE WARDROBE, CABINET AND OPEN BOOKCASE STANDARD FEATURES

### STORAGE UNIT CROWN



model	w	d	h	wt	cu ft	list
45-3726SCC	37.13	26.63	3	15	4	\$ 952

### MITERED STORAGE UNIT CROWN



model		w	d	h	wt	cu ft	list
45-3726HCFL	MITERED LEFT	37.13	26.63	3	15	4	\$ 952
45-3726HCFR	MITERED RIGHT	37.13	26.63	3	15	4	\$ 952

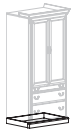
### STORAGE UNIT BASE



model	w	d	h	wt	cu ft	list
45-3525CCB	35.25	25.69	3.75	15	4	\$ 825

- Adjustable Levelers

### MITERED STORAGE UNIT BASE



model		w	d	h	wt	cu ft	list
45-3525CCBHFL	MITERED LEFT	35.25	25.69	3.75	15	4	\$ 825
45-3525CCBHFR	MITERED RIGHT	35.25	25.69	3.75	15	4	\$ 825

- Adjustable Levelers

### OPTIONS

#### Finish

Veneer  
Flat Cut  
MMC MLC

### HOW TO ORDER

SPECIFY: Finish. See page 890 for a complete offering of finishes.

#### MODEL NUMBER

45-3726SCC

#### Finish

MLC

CONFIGURATIONS - STORAGE WALL UNIT WITH SUSPENDED ORGANIZER

NOTES:

- See page 944 for Available Credenzas.
- See page 940 for Available Storage Units.
- See pages 945-947 for Available Highback Organizers and Hutches.
- See page 945 for Available Suspended Organizers.

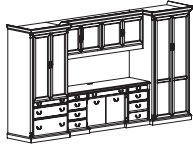
Edge Shape



Drawer Pull



Door Pull



model	list
	Unit Total \$ 29,551

See Next Page for Options

CONSISTS OF

STORAGE CABINET

model	w	d	h	wt	cu ft	list
45-7225SCL	34	25.06	72.75	167	46	\$ 7,664

TOP SECTION

- Two Adjustable Shelves
- Unfinished Back

BOTTOM SECTION

- Two Lateral File Drawers
- Letter or Legal Filing
- Anti-Tilt Central Locking

CROWN MITERED RIGHT

model	w	d	h	wt	cu ft	list
45-3726HCFR	37.13	26.63	3	15	4	\$ 952

BASE MITERED RIGHT

model	w	d	h	wt	cu ft	list
45-3525CCBHFR	35.25	25.69	3.75	15	4	\$ 825

- Adjustable Levelers

CREDENZA WITH MITERED ENDS

model	w	d	h	wt	cu ft	list
45-7524CRDF	75.25	23.5	30.25	334	40	\$ 6,062

- Two Tray Drawers
- Two File Drawers
- Letter or Legal Filing
- Two Box Drawers
- Locking Pedestals
- Locking Center Drawer Functions as Keyboard Tray
- Adjustable Shelf behind Doors
- Wire Management in Top
- Unfinished Back
- Adjustable Levelers







## CONFIGURATIONS - STORAGE WALL UNIT WITH SUSPENDED ORGANIZER - CONTINUED

	model	w	d	h	wt	cu ft	list
SUSPENDED ORGANIZER WITH MITERED ENDS	45-7527HDS	75.25	16.31	27	215	26	\$ 5,106
	<ul style="list-style-type: none"> <li>• Four Hinged Doors</li> <li>• Unfinished Back</li> <li>• Optional Task Lights Sold on page 1092</li> </ul>						
STORAGE WARDROBE	45-7225SW	34	25.06	72.75	167	46	\$ 7,165
	<div> <div> <b>LEFT SIDE</b> <ul style="list-style-type: none"> <li>• Three Adjustable shelves</li> <li>• One Stationary Shelf</li> </ul> </div> <div> <b>RIGHT SIDE</b> <ul style="list-style-type: none"> <li>• Wardrobe with Metal Coat Rod</li> <li>• One Adjustable Shelf</li> <li>• Unfinished Back</li> </ul> </div> </div>						
CROWN MITERED LEFT	45-3726HCFL	37.13	26.63	3	15	4	\$ 952
BASE MITERED LEFT	45-3525CCBHFL	35.25	25.69	3.75	15	4	\$ 825
	<ul style="list-style-type: none"> <li>• Adjustable Levelers</li> </ul>						

See Previous Page for Model Numbers

### OPTIONS

Finish	Door Panel/Drawer Face Veneer (45-7225SCL and 45-7527HDS only)	Door Key (45-7225SCL, 45-7527HDS and 45-7225SW only)	Drawer Key (45-7225SCL and 45-7524CRDF only)	Back (45-7225SCL, 45-7524CRDF, 45-7527HDS and 45-7225SW only)
Veneer <i>Flat Cut</i> <b>MMC MLC</b>  HPL Woodgrain Laminate <i>(Available on 45-7524CRDF only)</i> <i>Flat Cut</i> <b>CMP CHP</b>	45-7225SCL <b>HM</b> Straight Grain Veneer Panel Doors and Drawers - <b>Standard</b>    <b>HN</b> Grille/Glass Panel Doors with Straight Grain Veneer Drawer Fronts  45-7527HDS <b>HM</b> Straight Grain Veneer Panel Doors - <b>Standard</b>   <b>HN</b> Grille/Glass Panel Doors	<b>NL</b> No Lock - <b>Standard</b>  Locking <b>NM</b> Standard Key (#345) <b>H2X</b> Key Specific 45-7225SCL and 45-7225SW <b>\$192</b> 45-7527HDS <b>\$376</b>  NOTE: Lock Core Order Form on page K must be included when ordering H2X option	<b>NM</b> Locking - Standard Key (#345) <b>H2X</b> Locking - Key Specific  NOTE: Lock Core Order Form on page K must be included when ordering H2X option	<b>LW</b> Unfinished - <b>Standard</b>  <b>LX</b> Finished 45-7225SCL <b>\$766</b> 45-7524CRDF <b>\$606</b> 45-7527HDS <b>\$511</b> 45-7225SW <b>\$717</b>

### HOW TO ORDER

SPECIFY: Finish | door panel (if applicable) | door key (if applicable) | drawer key (if applicable) | back (if applicable). See page 890 for a complete offering of finishes.

### MODEL NUMBER

45-7225SCL

Finish	Door Panel/Drawer Face Veneer (45-7225SCL and 45-7527HDS only)	Door Key (45-7225SCL, 45-7527HDS and 45-7225SW only)	Drawer Key (45-7225SCL and 45-7524CRDF only)	Back (45-7225SCL, 45-7524CRDF, 45-7527HDS and 45-7225SW only)
MLC	HM	NL	NM	LW

## CREDENZA WITH MITERED ENDS FOR STORAGE WALL UNIT STANDARD FEATURES

- Letter or Legal Filing
- Unfinished Back
- Adjustable Levelers

### Edge Shape



### Drawer Pull



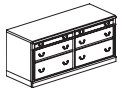
### KNEESPACE CREDENZA



model		w	d	h	wt	cu ft	list
45-6324CRF	28"W Kneespace	63.25	23.5	30.25	265	34	\$ 5,210
45-6924CRF	28"W Kneespace	69.25	23.5	30.25	282	37	\$ 5,381
45-7524CRF	34"W Kneespace	75.25	23.5	30.25	278	40	\$ 5,702

- Two Tray Drawers
- Two File Drawers
- 2 Box Drawers
- Locking Pedestals
- Locking Center Drawer Functions as Keyboard Tray

### DOUBLE LATERAL FILE CREDENZA



model	w	d	h	wt	cu ft	list
45-6624CLFF	66	23.5	30.25	338	35	\$ 5,890

- Four Lateral File Drawers
- Anti-Tilt Central Locking
- Two Locks

### DOOR CREDENZA



model	w	d	h	wt	cu ft	list
45-6324CRDF	63.25	23.5	30.25	281	34	\$ 5,409
45-6924CRDF	69.25	23.5	30.25	318	37	\$ 5,616
45-7524CRDF	75.25	23.5	30.25	334	40	\$ 6,062

- Two Tray Drawers
- Two File Drawers
- Two Box Drawers
- Locking Pedestals
- Locking Center Drawer Functions as Keyboard Tray
- Adjustable Shelf behind Doors
- Wire Management in Top

### OPTIONS

Finish	Back	Key
Flat Cut MMC MLC CMP CHP	LW Unfinished - Standard  LX Finished 45-6324CRF \$521 45-6924CRF \$538 45-7524CRF \$570 45-6624CLFF \$590 45-6324CRDF \$541 45-6924CRDF \$562 45-7524CRDF \$606	NM Locking - Standard Key (#345) H2X Locking - Key Specific  NOTE: Lock Core Order Form on page K must be included when ordering H2X option

### HOW TO ORDER

SPECIFY: Finish | back | key. See page 890 for a complete offering of finishes.

### MODEL NUMBER

45-6324CRF

Finish	Back	Key
MLC	LW	NM

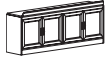
## ORGANIZER WITH MITERED ENDS FOR STORAGE WALL UNIT STANDARD FEATURES

- Unfinished Back
- Optional Task Lights Sold on page 1092

Door Pull



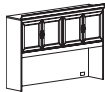
## SUSPENDED ORGANIZER WITH DOORS



- Four Hinged Wood Panel Doors

model	w	d	h	wt	cu ft	list
<b>45-6327HDS</b>	63.25	16.31	27	178	22	\$ 4,437
• Use with 45-6324CRDF and 45-6324CRF						
<b>45-6927HDS</b>	69.25	16.31	27	206	24	\$ 4,836
• Use with 45-6924CRDF and 45-6924CRF						
<b>45-7527HDS</b>	75.25	16.31	27	215	26	\$ 5,106
• Use with 45-7524CRDF and 45-7524CRF						


## HIGHBACK ORGANIZER



- Four Hinged Doors
- Wire Management
- 22.25" Clearance

model	w	d	h	wt	cu ft	list
<b>45-6349HDF</b>	63.25	16.31	49.25	177	38	\$ 4,437
• Use with 45-6324CRDF and 45-6324CRF Credenzas						
<b>45-6949HDF</b>	69.25	16.31	49.25	179	42	\$ 5,210
• Use with 45-6924CRDF and 45-6924CRF Credenzas						
<b>45-7549HDF</b>	75.25	16.31	49.25	187	45	\$ 5,628
• Use with 45-7524CRDF and 45-7524CRF Credenzas						

## OPTIONS

Finish	Door Panel	Lock	Back
Veneer Flat Cut MMC MLC	<b>HM</b> Straight Grain Veneer Panel Doors - Standard  <b>HN</b> Grille/Glass Panel Doors	<b>NL</b> No Lock - Standard  Locking <b>\$376</b> <b>NM</b> Standard Key (#345) <b>H2X</b> Key Specific  NOTE: Lock Core Order Form on page K must be included when ordering H2X option	<b>LW</b> Unfinished - Standard  <b>LX</b> Finished 45-6327HDS <b>\$444</b> 45-6927HDS <b>\$484</b> 45-7527HDS <b>\$511</b> 45-6349HDF <b>\$444</b> 45-6949HDF <b>\$521</b> 45-7549HDF <b>\$563</b>

## HOW TO ORDER

SPECIFY: Finish | door panel | lock | back. See page 890 for a complete offering of finishes.

## MODEL NUMBER

45-6327HDS

Finish	Door Panel	Lock	Back
MLC	HM	NM	LW

TACKBOARD STANDARD FEATURES



model	w	d	h	wt	cu ft
FT1077	61.63	0.5	20	8	3
• Use with 45-6349HDF					
FT1078	67.63	0.5	20	9	3
• Use with 45-6949HDF					
FT1079	73.63	0.5	20	10	3
• Use with 45-7549HDF					

model	yds com (54")	com 1	col 2	3	4	5	6	7	8	9	10	11	12	13	14	15	L1	L2	L3
FT1077	2	412	445	483	530	595	689	783	878	972	1,066	1,160	1,254	1,348	1,442	1,536	n/a	n/a	n/a
FT1078	2.5	438	479	526	585	667	785	902	1,020	1,137	1,255	1,373	1,490	1,608	1,725	1,843	n/a	n/a	n/a
FT1079	2.5	438	479	526	585	667	785	902	1,020	1,137	1,255	1,373	1,490	1,608	1,725	1,843	n/a	n/a	n/a

OPTIONS

Fabric/Grade

Grade, Vendor, Pattern, Color

See ofs.com for fabric selection. Fabric must be tested and approved for tackboard use/compatibility.

NOTE: A sample of all COM fabrics must be submitted to OFS for preliminary approval prior to shipment of fabric. See ofs.com for COM Ordering Instructions.

HOW TO ORDER

SPECIFY: Textile pattern and color. See ofs.com for a full list of our graded-in fabric options.

MODEL NUMBER

FT-1077

Fabric/Grade

Grade 3, Momentum, Hue, Smoke

## HUTCH WITH MITERED SIDES STANDARD FEATURES

- Two Hinged Doors
- Removable Bottom Center Shelf
- Can Lights in Center Section - UL Listed
- Top Glass Shelf
- Unfinished Back
- Wire Management
- 14.5" to 18.25" Clearance under Bottom Adjustable Shelf

### Door Pull



model	w	d	h	wt	cu ft	list
<b>45-6349HSF</b>	63.25	16.31	49.25	203	38	\$ 5,104

- Use with 45-6324CRDF and 45-6324CRF Credenzas


<b>45-6949HSF</b>	69.25	16.31	49.25	219	42	\$ 5,344
-------------------	-------	-------	-------	-----	----	----------

- Use with 45-6924CRDF and 45-6924CRF Credenzas

<b>45-7549HSF</b>	75.25	16.31	49.25	227	45	\$ 5,584
-------------------	-------	-------	-------	-----	----	----------

- Use with 45-7524CRDF and 45-7524CRF Credenzas

### OPTIONS

Finish	Door Panel	Lock	Back
Veneer Flat Cut MMC MLC	<b>HM</b> Straight Grain Veneer Panel Doors - <b>Standard</b>  <b>HN</b> Grille/Glass Panel Doors	<b>NL</b> No Lock - <b>Standard</b>  Locking <b>\$376</b> <b>NM</b> Standard Key (#345) <b>H2X</b> Key Specific  NOTE: Lock Core Order Form on page K must be included when ordering H2X option	<b>LW</b> Unfinished - <b>Standard</b>  <b>LX</b> Finished 45-6349HSF <b>\$510</b> 45-6949HSF <b>\$534</b> 45-7549HSF <b>\$558</b>

### HOW TO ORDER

SPECIFY: Finish | door panel | lock | back. See page 890 for a complete offering of finishes.

### MODEL NUMBER

45-6349HSF

Finish	Door Panel	Lock	Back
MLC	HM	NM	LW

## CONFIGURATIONS - STORAGE U UNIT

### NOTES:

- See pages 952-953 for Available Credenzas.
- See page 940 for Available Storage Units.
- See pages 954-956 for Available Highback Organizers and Hutches.

### Edge Shape



### Drawer Pull



### Door Pull



model	list
	Unit Total \$ 29,967

See Next Page for Options

### CONSISTS OF:


	model	w	d	h	wt	cu ft	list
DESK	45-7236ELP	72	36	30.25	298	53	\$ 5,994
	<ul style="list-style-type: none"> <li>• Pull Out Writing Slide</li> <li>• One Tray Drawer</li> <li>• One File Drawer</li> <li>• Letter or Legal Filing</li> <li>• Letter size Double File Capabilities</li> <li>• One Box Drawer</li> <li>• Center Drawer</li> <li>• Central Locking System</li> <li>• Adjustable Levelers</li> <li>• 28"W Kneespace</li> </ul>						
BRIDGE	45-4824ER	48	24	30.25	86	5	\$ 1,625
	<ul style="list-style-type: none"> <li>• Wire Management in Top</li> <li>• Adjustable Levelers</li> </ul>						
CREDENZA MITERED RIGHT	45-9424CRRLFR	94.63	23.5	30.25	318	49	\$ 6,417
	<ul style="list-style-type: none"> <li>• Four Lateral File Drawers</li> <li>• Letter or Legal Filing</li> <li>• Wire Management in Top</li> <li>• Unfinished Back</li> <li>• Adjustable Levelers</li> </ul>						
HIGHBACK ORGANIZER MITERED RIGHT	45-9349HDFR	93.81	16.31	49.25	221	57	\$ 6,989
	<ul style="list-style-type: none"> <li>• Six Hinged Doors</li> <li>• Must Specify Straight Grain Veneer Panel (HM) or Grille/Glass Panel (HN) Doors</li> <li>• Specify no Lock (NL), Standard Key (NM) or Key Specific (H2X)</li> <li>• Wire Management</li> <li>• Unfinished Back</li> <li>• 22.25" Clearance</li> <li>• Optional Task Lights sold on page 1092</li> </ul>						

CONFIGURATIONS - STORAGE U UNIT - CONTINUED

	model	w	d	h	wt	cu ft	list
STORAGE WARDROBE	45-7225SW	34	25.06	72.75	167	46	\$ 7,165
	LEFT SIDE		RIGHT SIDE				
	<ul style="list-style-type: none"> <li>• Three Adjustable shelves</li> <li>• One Stationary Shelf</li> </ul>		<ul style="list-style-type: none"> <li>• Wardrobe with Metal Coat Rod</li> <li>• One Adjustable Shelf</li> <li>• Unfinished Back</li> <li>• Specify no Lock (NL), Standard Key (NM) or Key Specific (H2X)</li> </ul>				
	model	w	d	h	wt	cu ft	list
CROWN MITERED LEFT	45-3726HCFL	37.13	26.63	3	15	4	\$ 952
	model	w	d	h	wt	cu ft	list
BASE MITERED LEFT	45-3525CCBHFL	33.25	25.69	3.75	15	4	\$ 825
	<ul style="list-style-type: none"> <li>• Adjustable Levelers</li> </ul>						

See Previous Page for Model Numbers

OPTIONS

Finish	Door Panel (45-9349HDFR only)	Door Lock (45-9349HDFR and 45-7225SW only)	Drawer Key (45-7236ELP and 45-9424CRRLFR only)	Back (45-9349HDFR and 45-7225SW only)
Veneer Flat Cut MMC MLC	HM Straight Grain Veneer Panel Doors - Standard	NL No Lock - Standard	NM Locking - Standard Key (#345) H2X Locking - Key Specific	LW Unfinished - Standard
HPL Woodgrain Laminate (Not Available on 45-9349HDFR, 45-7225SW, 45-3726HCFL and 45-3525CCBHFL) Flat Cut CMP CHP	 HN Grille/Glass Panel Doors	Locking NM Standard Key (#345) H2X Key Specific 45-9349HDFR \$566 45-7225SW \$192  NOTE: Lock Core Order Form on page K must be included when ordering H2X option	NOTE: Lock Core Order Form on page K must be included when ordering H2X option	LX Finished 45-9424CRRLFR \$642 45-9349HDFR \$699 45-7225SW \$717

HOW TO ORDER

SPECIFY: Finish | door panel (if applicable) | door lock (if applicable) | drawer key (if applicable) | back (if applicable). See page 890 for a complete offering of finishes.

MODEL NUMBER

45-7236ELP

Finish	Door Panel (45-9349HDFR only)	Door Lock (45-9349HDFR and 45-7225SW only)	Drawer Key (45-7236ELP and 45-9424CRRLFR only)	Back (45-9349HDFR and 45-7225SW only)
MLC	HM	NL	NM	LW

## CONFIGURATIONS - STORAGE U UNIT

### NOTES:

- See pages 952-953 for Available Credenzas.
- See page 940 for Available Storage Units.
- See pages 954-956 for Available Highback Organizers and Hutches.

### Edge Shape



### Drawer Pull



### Door Pull



model	list
	Unit Total \$ 29,967

See Next Page for Options

### CONSISTS OF:

#### DESK

model	w	d	h	wt	cu ft	list
45-7236ERP	72	36	30.25	298	53	\$ 5,994

- Pull Out Writing Slide
- One Tray Drawer
- One File Drawer
- Letter or Legal Filing
- Letter size Double File Capabilities
- One Box Drawer
- Center Drawer
- Central Locking System
- Adjustable Levelers
- 28"W Kneespace

#### BRIDGE

model	w	d	h	wt	cu ft	list
45-4824ER	48	24	30.25	86	5	\$ 1,625

- Wire Management in Top
- Adjustable Levelers

#### CREDENZA MITERED LEFT

model	w	d	h	wt	cu ft	list
45-9424CRLFL	94.63	23.5	30.25	318	49	\$ 6,417

- Four Lateral File Drawers
- Letter or Legal Filing
- Wire Management in Top
- Unfinished Back
- Adjustable Levelers




CONFIGURATIONS - STORAGE U UNIT - CONTINUED

	model	w	d	h	wt	cu ft	list
HIGHBACK ORGANIZER MITERED LEFT	45-9349HDFL	93.81	16.31	49.25	221	57	\$ 6,989
	<ul style="list-style-type: none"> <li>Six Hinged Doors</li> <li>Wire Management</li> <li>Unfinished Back</li> <li>22.25" Clearance</li> <li>Optional Task Lights sold on page 1092</li> </ul>						
	model	w	d	h	wt	cu ft	list
STORAGE WARDROBE	45-7225SW	34	25.06	72.75	167	46	\$ 7,165
	<div> <div> <b>LEFT SIDE</b> <ul style="list-style-type: none"> <li>Three Adjustable Shelves</li> <li>One Stationary Shelf</li> </ul> </div> <div> <b>RIGHT SIDE</b> <ul style="list-style-type: none"> <li>Wardrobe with Metal Coat Rod</li> <li>One Adjustable Shelf</li> <li>Unfinished Back</li> </ul> </div> </div>						
	model	w	d	h	wt	cu ft	list
CROWN MITERED RIGHT	45-3726HCFR	37.13	26.63	3	15	4	\$ 952
	model	w	d	h	wt	cu ft	list
BASE MITERED RIGHT	45-3525CCBHFR	33.25	25.69	3.75	15	4	\$ 825
	<ul style="list-style-type: none"> <li>Adjustable Levelers</li> </ul>						

See Previous Page for Model Numbers

OPTIONS

Finish	Door Panel (45-9349HDFL only)	Door Lock (45-9349HDFL and 45-7225SW only)	Drawer Key (45-7236ERP and 45-9424CRLLFL only)	Back (45-9424CRLLFL, 45-9349HDFL and 45-7225SW only)
Veneer <i>Flat Cut</i> <b>MMC MLC</b>  HPL Woodgrain Laminate (Not Available on 45-9349HDFL, 45-7225SW, 45-3726HCFR and 45-3525CCBHFR) <i>Flat Cut</i> <b>CMP CHP</b>	<b>HM</b> Straight Grain Veneer Panel Doors - <b>Standard</b>  <b>HN</b> Grille/Glass Panel Doors	<b>NL</b> No Lock - <b>Standard</b>  Locking <b>NM</b> Standard Key (#345) <b>H2X</b> Key Specific 45-9349HDFL <b>\$566</b> 45-7225SW <b>\$192</b>  NOTE: Lock Core Order Form on page K must be included when ordering H2X option	<b>NM</b> Locking - Standard Key (#345) <b>H2X</b> Locking - Key Specific  NOTE: Lock Core Order Form on page K must be included when ordering H2X option	<b>LW</b> Unfinished - <b>Standard</b>  <b>LX</b> Finished 45-9424CRLLFL <b>\$642</b> 45-9349HDFL <b>\$699</b> 45-7225SW <b>\$717</b>

HOW TO ORDER

SPECIFY: Finish | door panel (if applicable) | door lock (if applicable) | drawer key (if applicable) | back (if applicable). See page 890 for a complete offering of finishes.

MODEL NUMBER

45-7236ERP

Finish	Door Panel (45-9349HDFL only)	Door Lock (45-9349HDFL and 45-7225SW only)	Drawer Key (45-7236ERP and 45-9424CRLLFL only)	Back (45-9424CRLLFL, 45-9349HDFL and 45-7225SW only)
MLC	HM	NL	NM	LW

## MITERED PEDESTAL CREDENZA FOR STORAGE U UNIT STANDARD FEATURES

- Letter or Legal Filing
- Wire Management in Top
- Unfinished Back
- Adjustable Levelers
- Left Pedestal is Mitered Left and Right Pedestal is Mitered Right

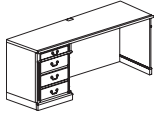
### Edge Shape



### Drawer Pull



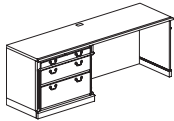
### PEDESTAL



model		w	d	h	wt	cu ft	list
45-7024CRLFL	LEFT	70.63	23.5	30.25	200	37	\$ 4,671
45-7024CRRFR	RIGHT	70.63	23.5	30.25	200	37	\$ 4,671

- One Tray Drawer
- One File Drawer
- One Box Drawer
- Locking Pedestal

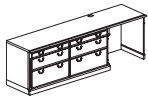
### LATERAL FILE PEDESTAL



model		w	d	h	wt	cu ft	list
45-8224CRLFL	LEFT	82.63	23.5	30.25	279	43	\$ 5,058
45-8224CRRFR	RIGHT	82.63	23.5	30.25	279	43	\$ 5,058

- Two Lateral File Drawers

### TWIN LATERAL FILE PEDESTAL



model		w	d	h	wt	cu ft	list
45-9424CRLFL	LEFT	94.63	23.5	30.25	318	49	\$ 6,417
45-9424CRRFR	RIGHT	94.63	23.5	30.25	318	49	\$ 6,417

- Four Lateral File Drawers

### OPTIONS

Finish	Back	Lock
Flat Cut MMC MLC CMP CHP	LW Unfinished - Standard  LX Finished 45-9424CRLFL and 45-9424CRRFR \$642 45-8224CRLFL and 45-8224CRRFR \$506 45-7024CRLFL and 45-7024CRRFR \$467	NM Locking - Standard Key (#345) H2X Locking - Key Specific  NOTE: Lock Core Order Form on page K must be included when ordering H2X option

### HOW TO ORDER

SPECIFY: Finish | back | lock. See page 890 for a complete offering of finishes.

### MODEL NUMBER

45-7024CRLFL

Finish	Back	Lock
MLC	LW	NM

## MITERED CREDENZA FOR STORAGE U UNIT STANDARD FEATURES

- Letter or Legal Filing
- Wire Management in Top
- Unfinished Back
- Adjustable Levelers


### Edge Shape



### Drawer Pull



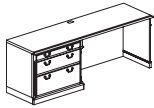
## PEDESTAL



model		w	d	h	wt	cu ft	list
45-6424CRLFL	LEFT	64.63	23.5	30.25	191	34	\$ 4,384
45-6424CRRFR	RIGHT	64.63	23.5	30.25	191	34	\$ 4,384

- Left Pedestal is Mitered Left and Right Pedestal is Mitered right
- One Tray Drawer
- One File Drawer
- One Box Drawer

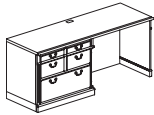
## PEDESTAL LATERAL FILE



model		w	d	h	wt	cu ft	list
45-7024CRLFL	LEFT	70.63	23.5	30.25	260	37	\$ 4,825
45-7024CRRFR	RIGHT	70.63	23.5	30.25	260	37	\$ 4,825

- Two Lateral File Drawers
- Locking Pedestal

## PEDESTAL MULTI-FILE



model		w	d	h	wt	cu ft	list
45-7024CRLMFL	LEFT	70.63	23.5	30.25	273	37	\$ 4,990
45-7024CRRMFR	RIGHT	70.63	23.5	30.25	273	37	\$ 4,990

- One Tray Drawer
- One Box Drawer
- One File Drawer
- One Lateral File Drawer
- Locking File Drawers

## OPTIONS

Finish	Back	Key
Flat Cut MMC MLC CMP CHP	LW Unfinished - <b>Standard</b>  LX Finished 45-7024CRLFL and 45-7024CRRFR <b>\$483</b> 45-7024CRLMFL and 45-7024CRRMFR <b>\$499</b> 45-6424CRLFL and 45-6424CRRFR <b>\$439</b>	NM Locking - Standard Key (#345) H2X Locking - Key Specific  NOTE: Lock Core Order Form on page K must be included when ordering H2X option

## HOW TO ORDER

SPECIFY: Finish | back | key. See page 890 for a complete offering of finishes.

## MODEL NUMBER

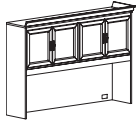
45-6424CRLFL

Finish	Back	Key
MLC	LW	NM

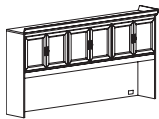
## MITERED HIGHBACK ORGANIZER FOR STORAGE U UNIT STANDARD FEATURES

- Left Hutch is Mitered Left and Right Hutch is Mitered Right
- Must specify Straight Grain
- Wire Management
- Unfinished Back
- 22.25" Clearance
- Optional Task Lights sold on page 1092

### Door Pull



- Four Hinged Doors



- Six Hinged Doors

model		w	d	h	wt	cu ft	list
45-6349HDFL	LEFT	63.81	16.31	49.25	177	39	\$ 4,901

- Use with 45-6424CRLFL Credenza

45-6949HDFL	LEFT	68.81	16.31	49.25	179	43	\$ 5,210
-------------	------	-------	-------	-------	-----	----	----------

- Use with 45-7024CRLFL, 45-7024CRLLFL and 45-7024CRLMFL Credenzas

45-6349HDFR	RIGHT	63.81	16.31	49.25	177	39	\$ 4,901
-------------	-------	-------	-------	-------	-----	----	----------

- Use with 45-6424CRRFR Credenza

45-6949HDFR	RIGHT	68.81	16.31	49.25	179	43	\$ 5,210
-------------	-------	-------	-------	-------	-----	----	----------

- Use with 45-7024CRRFR, 45-7024CRLLFR and 45-7024CRRMFR Credenzas

model		w	d	h	wt	cu ft	list
45-8149HDFL	LEFT	81.81	16.31	49.25	208	50	\$ 6,590

- Use with 45-8224CRLLFL Credenza

45-9349HDFL	LEFT	93.81	16.31	49.25	221	57	\$ 6,989
-------------	------	-------	-------	-------	-----	----	----------

- Use with 45-9424CRLLFL Credenza


45-8149HDFR	RIGHT	81.81	16.31	49.25	208	50	\$ 6,590
-------------	-------	-------	-------	-------	-----	----	----------

- Use with 45-8424CRRFR Credenza

45-9349HDFR	RIGHT	93.81	16.31	49.25	221	57	\$ 6,989
-------------	-------	-------	-------	-------	-----	----	----------

- Use with 45-9424CRLLFR Credenza

### OPTIONS

Finish	Door Panel	Lock	Back
Veneer Flat Cut MMC MLC	HM Straight Grain Veneer Panel Doors - Standard  HN Grille/Glass Panel Doors	NL No Lock - Standard  Locking NM Standard Key (#345) H2X Key Specific 45-6949HDFL and 45-6349HDFL \$376 45-9349HDFL and 45-8149HDFL \$566 45-6949HDFR and 45-6349HDFR \$376 45-9349HDFR and 45-8149HDFR \$566  NOTE: Lock Core Order Form on page K must be included when ordering H2X option	LW Unfinished - Standard  LX Finished 45-6349HDFL \$490 45-6349HDFR \$490 45-6949HDFL \$521 45-6949HDFR \$521 45-8149HDFL \$659 45-8149HDFR \$659 45-9349HDFL \$699 45-9349HDFR \$699

### HOW TO ORDER

SPECIFY: Finish | door panel | lock | back. See page 890 for a complete offering of finishes.

### MODEL NUMBER

45-6349HDFL

Finish	Door Panel	Lock	Back
MLC	HM	NM	LW



## TACKBOARD STANDARD FEATURES



model	w	d	h	wt	cu ft
FT1072	60.63	0.5	20	8	3

- Use with 45-6349HDFL or 45-6349HDFR

FT1073	66.63	0.5	20	9	3
--------	-------	-----	----	---	---

- Use with 45-6949HDFL or 45-6949HDFR

FT1075	78.63	0.5	20	11	3
--------	-------	-----	----	----	---

- Use with 45-8149HDFL or 45-8149HDFR

FT1076	90.63	0.5	20	12	4
--------	-------	-----	----	----	---

- Use with 45-9349HDFL or 45-9349HDFR

model	yds com (54")	com 1	col 2	3	4	5	6	7	8	9	10	11	12	13	14	15	L1	L2	L3
FT1072	2	412	445	483	530	595	689	783	878	972	1,066	1,160	1,254	1,348	1,442	1,536	n/a	n/a	n/a
FT1073	2.5	438	479	526	585	667	785	902	1,020	1,137	1,255	1,373	1,490	1,608	1,725	1,843	n/a	n/a	n/a
FT1075	2.5	438	479	526	585	667	785	902	1,020	1,137	1,255	1,373	1,490	1,608	1,725	1,843	n/a	n/a	n/a
FT1076	3	444	493	550	620	719	860	1,001	1,142	1,283	1,424	1,566	1,707	1,848	1,989	2,130	n/a	n/a	n/a

## OPTIONS

## Fabric/Grade

Grade, Vendor, Pattern, Color

See ofs.com for fabric selection. Fabric must be tested and approved for tackboard use/compatibility.

NOTE: A sample of all COM fabrics must be submitted to OFS for preliminary approval prior to shipment of fabric. See ofs.com for COM Ordering Instructions.

## HOW TO ORDER

SPECIFY: Textile pattern and color. See ofs.com for a full list of finishes and graded-in fabric options.

## MODEL NUMBER

FT-1072

## Fabric/Grade

Grade 3, Momentum, Hue, Smoke

## MITERED HUTCH FOR STORAGE U UNIT PRODUCT STANDARD FEATURES

- Left Hutch is Mitered Left and Right Hutch is Mitered Right
- Removable Bottom Center Shelf
- Can Lights in Center Section - UL Listed
- Top Glass Shelf
- Unfinished Back
- Wire Management
- 14.5" to 18.25" Clearance under Bottom Adjustable Shelf

### Door Pull



- Two Hinged Doors

model		w	d	h	wt	cu ft	veneer
45-6349HSFL	LEFT	63.81	16.31	49.25	203	39	\$ 5,104

- Use with 45-6424CRLFL Credenza

45-6949HSFL	LEFT	69.81	16.31	49.25	219	43	\$ 5,344
-------------	------	-------	-------	-------	-----	----	----------

- Use with 45-7024CRLFL, 45-7024CRLLFL and 45-7024CRLMFL Credenzas

45-8149HSFL	LEFT	81.81	16.31	49.25	248	50	\$ 6,706
-------------	------	-------	-------	-------	-----	----	----------

- Use with 45-8224CRLLFL Credenza

45-6349HSFR	RIGHT	63.81	16.31	49.25	203	39	\$ 5,104
-------------	-------	-------	-------	-------	-----	----	----------

- Use with 45-6424CRRFR

45-6949HSFR	RIGHT	69.81	16.31	49.25	219	43	\$ 5,344
-------------	-------	-------	-------	-------	-----	----	----------

- Use with 45-7024CRRFR, 45-7024CRRLFR and 45-7024CRRMFR Credenzas

45-8149HSFR	RIGHT	81.81	16.31	49.25	248	50	\$ 6,706
-------------	-------	-------	-------	-------	-----	----	----------

- Use with 45-8224CRRLFR Credenza



- Four Hinged Doors


model		w	d	h	wt	cu ft	list
45-9349HSFL	LEFT	93.81	16.31	49.25	261	57	\$ 7,700

- Use with 45-9424CRLLFL Credenza

45-9349HSFR	RIGHT	93.81	16.31	49.25	261	57	\$ 7,700
-------------	-------	-------	-------	-------	-----	----	----------

- Use with 45-9424CRRLFR

### OPTIONS

Finish	Door Panel	Lock	Back
Veneer Flat Cut MMC MLC	HM Straight Grain Veneer Panel Doors - Standard  HN Grille/Glass Panel Doors	NL No Lock - Standard  Locking \$376 NM Standard Key (#345) H2X Key Specific  NOTE: Lock Core Order Form on page K must be included when ordering H2X option	LW Unfinished - Standard LX Finished 45-6349HSFL \$510 45-6349HSFR \$510 45-6949HSFL \$534 45-6949HSFR \$534 45-8149HSFL \$671 45-8149HSFR \$671 45-9349HSFL \$770 45-9349HSFR \$770

### HOW TO ORDER

SPECIFY: Finish | door panel | lock | back. See page 890 for a complete offering of finishes.

### MODEL NUMBER

45-6349HSFL

Finish	Door Panel	Lock	Back
MLC	HM	NM	LW

## DOOR CABINET STANDARD FEATURES

- Two Locking Doors
- Adjustable Shelf
- Unfinished Back
- Adjustable Levelers

### Edge Shape



### Drawer Pull



## DOOR CABINET



model	w	d	h	wt	cu ft	list
45-3624DC	36	23.5	30.25	133	16	\$ 2,619

## LATERAL FILE STANDARD FEATURES

- Letter or Legal Filing
- Anti-Tilt Central Locking
- Unfinished Back
- Adjustable Levelers

### Edge Shape



### Drawer Pull



model	w	d	h	wt	cu ft	list
45-3624LF2	36	23.5	30.25	157	16	\$ 3,329

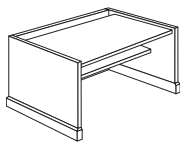
- Two Lateral File Drawers

45-3655LF4	36	23.5	54.5	266	26	\$ 5,681
------------	----	------	------	-----	----	----------

- Four Lateral File Drawers

## WORK TABLE STANDARD FEATURES

- Top Adjusts to Computer or Typing Height
- Universal Profile on Top Edges
- Accommodates Printer
- Aperture in Rear Top for Paper Feed
- 12" Shelf
- Wire Management Capabilities
- Adjustable Levelers



model	w	d	h	wt	cu ft	list
TW-3625WT	37	25	29.5	106	18	\$ 1,398
TW-4225WT	43	25	29.5	140	21	\$ 1,702

## OPTIONS

Finish	Back (45-3624DC, 45-3624LF2 and 45-3655LF4 only)	Key (45-3624DC, 45-3624LF2 and 45-3655LF4 only)
Veneer Flat Cut MMC MLC	LW Unfinished - Standard	NM Locking - Standard Key (#345) H2X Locking - Key Specific
HPL Woodgrain Laminate (Not Available on 45-3655LF4) Flat Cut CMP CHP	LX Finished 45-3624DC \$262 45-3624LF2 \$333 45-3655LF4 \$568	NOTE: Lock Core Order Form on page K must be included when ordering H2X option

## HOW TO ORDER

SPECIFY: Finish | back (if applicable) | key (if applicable). See page 890 for a complete offering of finishes.

## MODEL NUMBER

45-3624DC

Finish	Back (45-3624DC, 45-3624LF2 and 45-3655LF4 only)	Key (45-3624DC, 45-3624LF2 and 45-3655LF4 only)
MLC	LW	NM

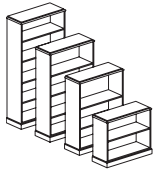
## BOOKCASE STANDARD FEATURES

- Unfinished Back

### Door Pull



## OPEN



- Adjustable Levelers

model	w	d	h	wt	cu ft	list
<b>45-30BCB</b>	36.75	14.38	30.5	81	11	\$ 1,496
<ul style="list-style-type: none"> <li>• One Adjustable Shelf</li> <li>• One Stationary Shelf</li> </ul>						
<b>45-48BCB</b>	36.75	14.38	48.5	110	19	\$ 1,866
<ul style="list-style-type: none"> <li>• Two Adjustable Shelves</li> <li>• One Stationary Shelf</li> </ul>						
<b>45-60BCB</b>	36.75	14.38	60.5	133	21	\$ 2,372
<ul style="list-style-type: none"> <li>• Two Adjustable Shelves</li> <li>• Two Stationary Shelves</li> </ul>						
<b>45-72BCB</b>	36.75	14.38	72.5	158	29	\$ 2,760
<ul style="list-style-type: none"> <li>• Three Adjustable Shelves</li> <li>• Two Stationary Shelves</li> </ul>						

## DOORS



model	w	d	h	wt	cu ft	list
<b>45-48BCBD2</b>	36.75	15	48.5	135	19	\$ 2,757
<ul style="list-style-type: none"> <li>• Two Locking Doors</li> <li>• Two Adjustable Shelves</li> <li>• One Stationary Shelf</li> <li>• Adjustable Levelers</li> </ul>						

## DOORS AND COLUMNS




model	w	d	h	wt	cu ft	list
<b>45-48BCBD</b>	36.75	15	48.31	135	19	\$ 3,935
<ul style="list-style-type: none"> <li>• Column Detail</li> <li>• Two Locking Doors</li> <li>• Two Adjustable Shelves</li> <li>• One Stationary Shelf</li> <li>• Adjustable Levelers</li> </ul>						

## ORGANIZER WITH CROWN



model	w	d	h	wt	cu ft	list
<b>45-49BC</b>	36.63	13.31	49.25	122	20	\$ 2,454
<ul style="list-style-type: none"> <li>• Use with 36"W Cabinets</li> <li>• One Adjustable Shelf</li> <li>• One Stationary Shelf</li> </ul>						

## OPTIONS

Finish	Door Panel (45-48BCBD only)	Back	Key (45-48BCBD2 and 45-48BCBD only)
Veneer Flat Cut MMC MLC	<b>HM</b> Straight Grain Veneer Panel Doors - <b>Standard</b>   <b>HN</b> Grille/Glass Panel Doors	<b>LW</b> Unfinished - <b>Standard</b>  <b>LX</b> Finished 45-30BCB <b>\$150</b> 45-48BCB <b>\$187</b> 45-60BCB <b>\$237</b> 45-72BCB <b>\$276</b> 45-48BCBD2 <b>\$276</b> 45-48BCBD <b>\$394</b> 45-49BC <b>\$245</b>	<b>NM</b> Locking - Standard Key (#345) <b>H2X</b> Locking - Key Specific  NOTE: Lock Core Order Form on page K must be included when ordering H2X option

## HOW TO ORDER

SPECIFY: Finish | door panel (if applicable) | back | key (if applicable). See page 890 for a complete offering of finishes.

## MODEL NUMBER

45-30BCB

Finish	Door Panel (45-48BCBD only)	Back	Key (45-48BCBD2 and 45-48BCBD only)
MLC		LW	NM



## GANGING BOOKCASE STANDARD FEATURES

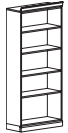
- Three Adjustable Shelves
- Two Stationary Shelves
- Unfinished Back
- Adjustable Levelers
- No Column Detail
- Shipped Assembled

### FULL CROWN AND BASE



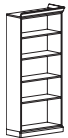
model	w	d	h	wt	cu ft	list
45-7939BCC	39.13	16.44	79.5	180	39	\$ 3,364

### CENTER WITH FLAT CONNECTING LEFT AND RIGHT ENDS ON CROWN AND BASE



model	w	d	h	wt	cu ft	list
45-7936BCCF	36	16.44	79.5	180	39	\$ 3,364

### FLAT CONNECTING END ON CROWN AND BASE



model		w	d	h	wt	cu ft	list
45-7937BCCFL	LEFT	37.56	16.44	79.5	180	39	\$ 3,364
45-7937BCCFR	RIGHT	37.56	16.44	79.5	180	39	\$ 3,364

#### OPTIONS

Finish	Back
Veneer Flat Cut MMC MLC	LW Unfinished - Standard LX Finished \$336

#### HOW TO ORDER

SPECIFY: Finish | back. See page 890 for a complete offering of finishes.

#### MODEL NUMBER

45-7939BCC

Finish	Back
MLC	LW

## GANGING DOUBLE BOOKCASE STANDARD FEATURES

- Six Adjustable Shelves
- Unfinished Back
- No Column Detail
- Four Stationary Shelves
- Adjustable Levelers
- Shipped Assembled

### FULL CROWN AND BASE



model	w	d	h	wt	cu ft	list
45-7975BCC	75.13	16.44	79.5	360	72	\$ 6,726

### CENTER WITH FLAT CONNECTING LEFT AND RIGHT ENDS ON CROWN AND BASE



model	w	d	h	wt	cu ft	list
45-7972BCCF	72	16.44	79.5	360	72	\$ 6,726

### FLAT CONNECTING END ON CROWN AND BASE



model		w	d	h	wt	cu ft	list
45-7973BCCFL	LEFT	73.56	16.44	79.5	360	72	\$ 6,726
45-7973BCCFR	RIGHT	73.56	16.44	79.5	360	72	\$ 6,726

### OPTIONS

Finish	Back
Veneer Flat Cut MMC MLC	LW Unfinished - Standard LX Finished \$673

### HOW TO ORDER

SPECIFY: Finish | back. See page 890 for a complete offering of finishes.

### MODEL NUMBER

45-7975BCC

Finish	Back
MLC	LW

## CONFIGURATIONS - GANGING TRIPLE BOOKCASE UNIT

• **NOTE:** Field Assembly Required. See page 963 for Individual Components.



### BOOKCASE

model	list
	Unit Total \$ 10,353

#### CONSISTS OF:

model		w	d	h	wt	cu ft	list
45-7236BCS	Three Required	36	14.88	72.75	130	31	\$ 2,628
<ul style="list-style-type: none"> <li>• Three Adjustable Shelves</li> <li>• Two Stationary shelves</li> <li>• Unfinished Back</li> </ul>							

### CROWN

model	w	d	h	wt	cu ft	list
45-11116HC	111.13	16.44	3	35	8	\$ 1,547
<ul style="list-style-type: none"> <li>• Fits Three Bookcases</li> </ul>						

### BASE

model	w	d	h	wt	cu ft	list
45-10915CCB	109.25	15.5	3.75	35	8	\$ 922
<ul style="list-style-type: none"> <li>• Fits Three Bookcases</li> <li>• Adjustable Levelers</li> </ul>						

## FLAT CONNECTING LEFT END ON CROWN AND BASE



### BOOKCASE

model	w	d	h	list
				Unit Total \$ 10,353

#### CONSISTS OF:

model		w	d	h	wt	cu ft	list
45-7236BCS	Three Required	36	14.88	72.75	130	31	\$ 2,628
<ul style="list-style-type: none"> <li>• Three Adjustable Shelves</li> <li>• Two Stationary shelves</li> <li>• Unfinished Back</li> </ul>							

### MITERED LEFT CROWN

model	w	d	h	wt	cu ft	list
45-10916HCFL	109.56	16.44	3	35	8	\$ 1,547
<ul style="list-style-type: none"> <li>• Fits Three Bookcases</li> </ul>						

### MITERED LEFT BASE

model	w	d	h	wt	cu ft	list
45-10815CCBFL	108.63	15.5	3.75	35	8	\$ 922
<ul style="list-style-type: none"> <li>• Fits Three Bookcases</li> <li>• Adjustable Levelers</li> </ul>						

#### OPTIONS

Finish	Back (45-7236BCS only)
Veneer	LW Unfinished - Standard
Flat Cut	LX Finished \$263
MMC MLC	

#### HOW TO ORDER

SPECIFY: Finish | back (if applicable). See page 890 for a complete offering of finishes.

#### MODEL NUMBER

45-7236BCS

Finish	Back (45-7236BCS only)
MLC	LW

## CONFIGURATIONS - GANGING TRIPLE BOOKCASE UNIT

• **NOTE:** Field Assembly Required. See page 963 for Individual Components.

### FLAT CONNECTING RIGHT END ON CROWN AND BASE



model	list
	Unit Total \$ 10,353

#### CONSISTS OF:

#### BOOKCASE

model		w	d	h	wt	cu ft	list
45-7236BCS	Three Required	36	14.88	72.75	130	31	\$ 2,628
<ul style="list-style-type: none"> <li>• Three Adjustable Shelves</li> <li>• Two Stationary shelves</li> <li>• Unfinished Back</li> </ul>							

#### MITERED RIGHT CROWN

model	w	d	h	wt	cu ft	list
45-10916HCFR	109.56	16.44	3	35	8	\$ 1,547
• Fits Three Bookcases						

#### MITERED RIGHT BASE

model	w	d	h	wt	cu ft	list
45-10815CCBFR	108.63	15.5	3.75	35	8	\$ 922
<ul style="list-style-type: none"> <li>• Fits Three Bookcases</li> <li>• Adjustable Levelers</li> </ul>						

#### OPTIONS

Finish	Back (45-7236BCS only)
Veneer Flat Cut MMC MLC	LW Unfinished - Standard LX Finished \$263

#### HOW TO ORDER

SPECIFY: Finish | back (if applicable). See page 890 for a complete offering of finishes.

#### MODEL NUMBER

45-7236BCS

Finish	Back (45-7236BCS only)
MLC	LW

## GANGING BOOKCASE STANDARD FEATURES

- Three Adjustable Shelves
- No Column Detail
- Must Use with Crown and Base
- Two Stationary Shelves
- Unfinished Back



model	w	d	h	wt	cu ft	list
45-7236BCS	36	14.88	72.75	130	31	\$ 2,628

## TRIPLE BOOKCASE CROWN AND BASE STANDARD FEATURES

- Fits Three Bookcases

### CROWN



model	w	d	h	wt	cu ft	list
45-11116HC	111.13	16.44	3	35	8	\$ 1,547

### CROWN WITH FLAT CONNECTING END



model		w	d	h	wt	cu ft	list
45-10916HCFL	LEFT	109.56	16.44	3	35	8	\$ 1,547
45-10916HCFR	RIGHT	109.56	16.44	3	35	8	\$ 1,547

### BASE



model	w	d	h	wt	cu ft	list
45-10915CCB	109.25	15.5	3.75	35	8	\$ 922

- Adjustable Levelers

### BASE WITH FLAT CONNECTING END



model		w	d	h	wt	cu ft	list
45-10815CCBFL	LEFT	108.63	15.5	3.75	35	8	\$ 922
45-10815CCBRF	RIGHT	108.63	15.5	3.75	35	8	\$ 922

- Adjustable Levelers

### OPTIONS

Finish	Back (45-7236BCS only)
Veneer	LW Unfinished - Standard
Flat Cut	LX Finished \$263
MMC MLC	

### HOW TO ORDER

SPECIFY: Finish | back (if applicable). See page 890 for a complete offering of finishes.

### MODEL NUMBER

45-7236BCS

Finish	Back (45-7236BCS only)
MLC	LW

## CONFIGURATIONS - GANGING BOOKCASE UNIT

• **NOTE:** Field Assembly Required. See pages 961-962 for Individual Components.



### FLAT CONNECTING RIGHT BOOKCASE

model	list
	Unit Total \$ 10,092

#### CONSISTS OF:

model	w	d	h	wt	cu ft	list
45-7937BCCFR	37.56	16.44	79.5	180	39	\$ 3,364

- Three Adjustable Shelves
- Two Stationary Shelves
- Adjustable Levelers
- No Column Detail
- Shipped Assembled

### FLAT CONNECTING RIGHT AND LEFT BOOKCASE

model	w	d	h	wt	cu ft	list
45-7936BCCF	36	16.44	79.5	180	39	\$ 3,364

- Three Adjustable Shelves
- Two Stationary Shelves
- Adjustable Levelers
- No Column Detail
- Shipped Assembled

### FLAT CONNECTING LEFT BOOKCASE

model	w	d	h	wt	cu ft	list
45-7937BCCFL	37.56	16.44	79.5	180	39	\$ 3,364

- Three Adjustable Shelves
- Two Stationary Shelves
- Adjustable Levelers
- No Column Detail
- Shipped Assembled

#### OPTIONS

Finish	Back
Veneer Flat Cut MMC MLC	LW Unfinished - Standard LX Finished \$336

#### HOW TO ORDER

SPECIFY: Finish | back. See page 890 for a complete offering of finishes.

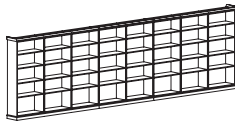
#### MODEL NUMBER

45-7937BCCFR

Finish	Back
MLC	LW

## CONFIGURATIONS - GANGING BOOKCASE UNIT

- **NOTE:** Bookcases can be Ganged using Mitered Right Unit, Center Unit(s) and Mitered Left Unit. If Assistance is needed, please contact your CSR.



### BOOKCASE

model	w	d	h	list
				Unit Total \$ 27,432

#### CONSISTS OF:

model	w	d	h	wt	cu ft	list
45-7236BCS Three Required	36	14.88	72.75	130	31	\$ 2,628

- Three Adjustable Shelves
- Three Stationary Shelves

### FLAT CONNECTING RIGHT CROWN

model	w	d	h	wt	cu ft	list
45-10916HCFR	109.56	16.44	3	35	8	\$ 1,547

- Fits Three Bookcases

### FLAT CONNECTING RIGHT BASE

model	w	d	h	wt	cu ft	list
45-10815CCBFR	108.63	15.5	3.75	35	8	\$ 922

- Fits Three Bookcases
- Adjustable Levelers

### DOUBLE BOOKCASE WITH FLAT CONNECTING LEFT AND RIGHT CROWN AND BASE

model	w	d	h	wt	cu ft	list
45-7972BCCF	72	16.44	79.5	360	69	\$ 6,726

- Three Adjustable Shelves
- Two Stationary Shelves
- Adjustable Levelers

### BOOKCASE

model	w	d	h	wt	cu ft	list
45-7236BCS Three Required	36	14.88	72.75	130	31	\$ 2,628

- Three Adjustable Shelves
- Three Stationary Shelves

### FLAT CONNECTING LEFT CROWN

model	w	d	h	wt	cu ft	list
45-10916HCFL	109.56	16.44	3	35	8	\$ 1,547

- Fits Three Bookcases

### FLAT CONNECTING LEFT BASE

model	w	d	h	wt	cu ft	list
45-10815CCBFL	108.63	15.5	3.75	35	8	\$ 922

- Fits Three Bookcases
- Adjustable Levelers

#### OPTIONS

Finish	Back (45-7236BCS only)
Veneer Flat Cut MMC MLC	LW Unfinished - Standard  LX Finished 45-7236BCS \$263

#### HOW TO ORDER

SPECIFY: Finish | back (if applicable). See page 890 for a complete offering of finishes.

#### MODEL NUMBER

45-7236BCS

Finish	Back (45-7236BCS only)
MLC	LW

ROUND CONFERENCE TOP WITH LEATHER INSERT STANDARD FEATURES

Edge Shape



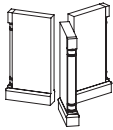
1.25" THICK ROUND CONFERENCE TOP WITH LEATHER INSERT



model	w	d	h	wt	cu ft	list
45-42LCT	42	42	1.13	60	5	\$ 3,475
45-48LCT	48	48	1.13	75	6	\$ 4,453
45-60LCT	59.5	59.5	1.13	107	10	\$ 5,135

- Must Specify Leather
- No Tooling Available

TRIPLE COLUMN PANEL BASE



model	w	d	h	wt	cu ft	list
CB-3V	29.75	26	29	87	6	\$ 2,245

- Adjustable Levelers
- Overall Height with Top 30.25"
- Arm Clearance:  
1.8125" Top - 28.75"  
2" Top - 28.75"  
3" Top - 26.25"

OPTIONS

Finish	Leather (not available on CB-3V)
Veneer Flat Cut MMC MLC	See Green Hide Sierra at ofs.com for color selections. NOTE: No tooling available

HOW TO ORDER

SPECIFY: Finish | leather (if applicable). See page 890 for a complete offering of finishes.

MODEL NUMBER

45-42LCT

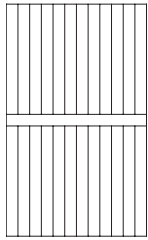
Finish	Leather (not available on CB-3V)
MLC	Black



## FILING CONFIGURATIONS

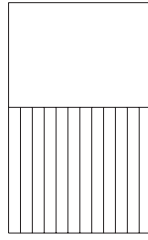
All OFS filing configurations meet standard file tab clearance of 1.25" above the file frame as recommended by our file frame suppliers.

### Pedestals




Letter  
Double Side-to-Side

78" x 42" Desks  
72" x 36" Desks



Letter  
Side-to-Side

66" x 32" Desks  
All Credenzas  
Returns



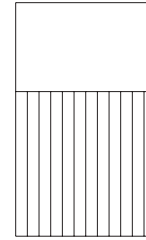
Letter  
Front-to-Back

72" x 36" Desks  
66" x 32" Desks  
66" Double Ped Credenzas  
Returns



Legal  
Front-to-Back

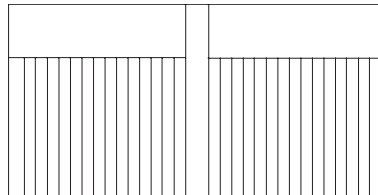
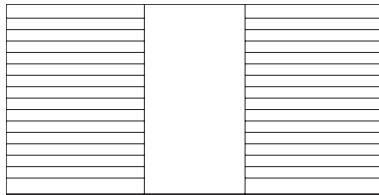
78" x 42" Desks  
78" Double Ped Credenzas  
72" Double Ped Credenzas  
72" Single Ped Credenzas  
72" Single Ped Credenzas  
66" Single Ped Credenzas



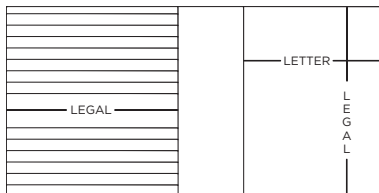
Legal  
Side-to-Side

72" x 36" Desks  
66" x 32" Desks  
All Credenzas  
Returns


### Lateral Files



Letter  
Side-to-Side



Legal  
Front-to-Back



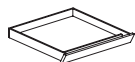
Legal  
Side-to-Side



## CENTER DRAWER STANDARD FEATURES

- Pencil Tray

- 25.25"W with Bracket Tabs



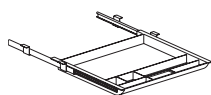
model	w	d	h	wt	cu ft	list
OCD	23	16.63	3	13	2	\$ 409

- Use with Double and Single Pedestal Desks
- Use with Modular Peninsula Tops if no Modesty Panel is Specified
- Not Compatible with Tables that have Straightener Rails or Troughs



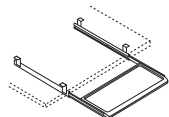
model	w	d	h	wt	cu ft	list
OCD1	23	13	3	11	2	\$ 409

- Use with Built Up Peninsula Tables with Modesty Panels and with Modular Peninsula Tops if an Optional Modesty Panel is Specified



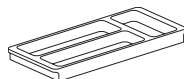
model	w	d	h	wt	cu ft	list
PD-1	12.88	19.25	2.13	4	1	\$ 134

- Pencil Drawer
- Black Molded Plastic
- Field Installed
- Flush Mount only



model	w	d	h	wt	cu ft	list
WK/S	21.75	11	3.75	8	1	\$ 474

- Wood Keyboard Tray with Extendable Suspension
- Clearance Adjustable from 1.25" to 2.5" in Quarter Inch Increments
- 22.75"W with Slides
- Specify Finish



model	w	d	h	wt	cu ft	list
DA16-1	12.88	5.63	1.13	2	0.2	\$ 36
DA19-1	15.88	5.63	1.13	2	0.3	\$ 36

- Black Plastic Pencil Tray
- Cannot be used with Multi File Pedestal



model	w	d	h	wt	cu ft	list
WALBKT-1	12.88	2.13	4	3	1	\$ 90

- Wallmount Bracket
- Use to Support 22"D Worksurfaces when Full Support Base or Full Support Panel Cannot be used between Pedestals and/or End Panels

### OPTIONS

Grain Pattern (OCD, OCD1 and WK/S Only)	Finish (OCD, OCD1 and WK/S Only)
B4Z Quartered	Veneer QEC MGW PCO DST MRO MGO MNW OSL
B5A Flat Cut	Veneer MMC EBY MHM MLC MVW BUW MBM

### HOW TO ORDER


SPECIFY: Grain pattern | finish. See page H for the designator finish name.

### MODEL NUMBER

OCD

Grain Pattern (OCD, OCD1 and WK/S Only)	Finish (OCD, OCD1 and WK/S Only)
B4Z	MGO

## STANDARD FEATURES



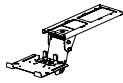
model	w	d	h	wt	cu ft	list
KBA-1	8.3	17	2.7	9	1	\$ 201

- Keyboard Assembly
- Lever Free, One Touch Spring Assist Adjustable Mechanism with 17" Track
- Height and Tilt Adjustment with an Integral Visual Gauge
- All Metal Finish Black Powder Coat with Molded Soft Touch Knob
- ANSI/HFES 100 and Bifma G1 Compliant
- Use with Wood Keyboard Platform WKT



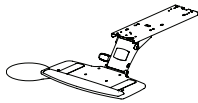
model	w	d	h	wt	cu ft	list
WKT	21.75	11	1	5	0.6	\$ 279

- Wood Keyboard Platform
- Use with KBA-1
- Specify Finish



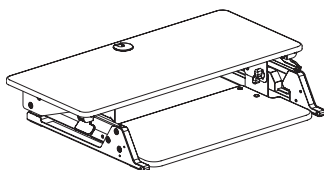
model	w	d	h	wt	cu ft	list
KBA-2	9.5	17	7.4	8	1	\$ 132

- Keyboard Assembly
- Lever Free, One Touch Spring Assist Adjustable Mechanism with 17" Track
- Height and Tilt Adjustment with an Integral Visual Gauge
- All Metal Finish Black Powder Coat with Molded Soft Touch Knob
- ANSI/HFES 100 and Bifma G1 Compliant



model	w	d	h	wt	cu ft	list
KBA-3	28.3	19	2.7	15	1	\$ 331

- Keyboard Assembly
- Lever Free, One Touch Spring Assist Adjustable Mechanism with 17" Track
- Height and Tilt Adjustment with an Integral Visual Gauge
- All Metal Finish Black Powder Coat with Molded Soft Touch Knob
- Keyboard Tray with Gel-Free Foam Palm Rest and Swivel Mouse Surface
- Keyboard and Mouse Surface are RecycledHDPE
- ANSI/HFES 100 and Bifma G1 Compliant



model	w	d	h	wt	cu ft	list
SSW-1B BLACK	35.4	24	6.2-20	40	5	\$ 669
SSW-1W WHITE	35.4	24	6.2-20	40	5	\$ 669

- Sit/Stand Workstation
- 13.8" Height Adjustment
- 20 Degree Keyboard Tilt Range
- Space for Two Monitors
- 35 lbs. Total Weight Capacity
- Ships Fully Assembled

### OPTIONS

#### Finish (WKT Only)

##### Veneer

##### Quartered

QEC MGW PCO

DST MRO MGO

MNW OSL

##### Flat Cut

MMC EBY MHM

MLC MVW

BUW MBM

### HOW TO ORDER

SPECIFY: Finish (if applicable). See page H for the designator finish name.

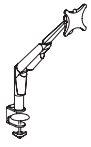
#### MODEL NUMBER

WKT

#### Finish (WKT Only)

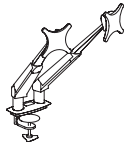
MFC

## STANDARD FEATURES



model	w	d	h	wt	cu ft	list
<b>MA-1</b>	n/a	n/a	n/a	10	1	\$ 567

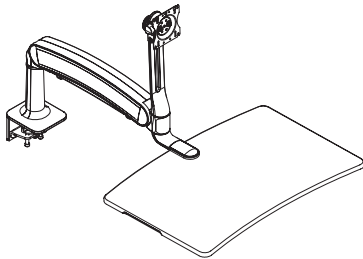
- Monitor Arm
- Angled Mini Arm
- Satin Chrome
- Accommodates 5-15 Lb. Monitors
- 250N Gas Cylinder
- Through Desk Mount; to pass Cables through Grommet Cutout, Cutout cannot be Smaller than 1.875". If Cables are run through another Access Point, a 0.375" Cutout is required for the Mount Bolt.



model	w	d	h	wt	cu ft	list
<b>MA-1D</b>	n/a	n/a	n/a	10	1	\$ 1,075

- Angled Mini Arm
- Satin Chrome
- Accommodates 5-15 lb. Monitors Each Arm
- 250N Gas Cylinder
- Through Desk Mount; to pass Cables through Grommet Cutout, Cutout cannot be Smaller than 1.875". If Cables are run through another Access Point, a 0.375" Cutout is required for the Mount Bolt.

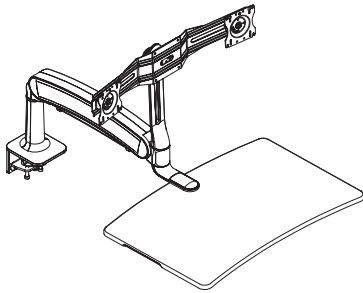
## SIT/STAND MONITOR-KEYBOARD ARM



model	w	d	h	wt	cu ft	list
<b>MKA-1SB STAIN BLACK</b>	28	24	19.875	20	5	\$ 878
<b>MKA-1SS SILVER</b>	28	24	19.875	20	5	\$ 878

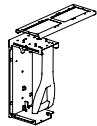
- Single Monitor Arm
- 18.5" Height Adjustment
- 28" x 18" Worksurface Platform
- Integrated Cable Management
- 6.3" Monitor Height Adjustment
- 180 Degree Independent Monitor Swivel
- Monitor Tilts, Rotates and Pans
- Grommet and Clamp Mount Provided
- 6.5-24.5 lbs. Total Weight Capacity

## SIT/STAND MONITOR-KEYBOARD ARM



model	w	d	h	wt	cu ft	list
<b>MKA-1DB STAIN BLACK</b>	28	24	19.875	25	5	\$ 1,008
<b>MKA-1DS SILVER</b>	28	24	19.875	25	5	\$ 1,008

- Dual Monitor Arm
- 18.5" Height Adjustment
- 28" x 18" Worksurface Platform
- Integrated Cable Management
- 6.3" Monitor Height Adjustment
- 180 Degree Independent Monitor Swivel
- Monitor Tilts, Rotates and Pans
- Grommet and Clamp Mount Provided
- 1.5-19.5 lbs. Total Weight Capacity



model	w	d	h	wt	cu ft	list
<b>CPUH-1</b>	8.3	17	18	10	1	\$ 180

- CPU Holder
- Fixed or 360° Swivel
- 17" Glide Track
- Soft Touch Adjustment Knob
- Stores CPU Vertically below Worksurface
- Height Adjustable from 14.5" to 22.5"
- Width Adjustable from 3.5" to 9.3"
- All Metal Finish Black Powder Coat

## HOW TO ORDER

### MODEL NUMBER

MA-1

## STANDARD FEATURES



model		w	d	h	wt	cu ft	list
TL-1	Cannot be used with 30" or 36"W Wallmount Organizers	35.04	4.38	1.3	9	0.5	\$ 304
TL-2		23.23	4.38	1.3	8	0.3	\$ 304

- Energy Efficient T5 3500K Fluorescent Lamp
- Normal Power Factor (NPF) Electronic Ballast
- 9' Black Southwest Rotation Cord with 90° Plug
- Center Cord Exit
- On/Off Switch in Center of Fixture
- Prismatic Lens
- UV Stable Silver Reflector
- Screw Mounting
- UL, CUL, Listed



model		w	d	h	wt	cu ft	list
TL-6	Cannot be used with 60"W Units or Less	58.66	4.38	1.3	10	0.7	\$ 515

- Energy Efficient T5 3500K Fluorescent Lamp
- Normal Power Factor (NPF) Electronic Ballast
- 9' Black Southwest Rotation Cord with 90° Plug
- Center Cord Exit
- On/Off Switch in Center of Fixture
- Prismatic Lens
- UV Stable Silver Reflector
- Screw Mounting
- UL, CUL, Listed



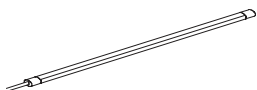
model		w	d	h	wt	cu ft	list
TL-9	6 Watt Warm White LED Lamp	17.52	1.75	1.13	4	0.1	\$ 241
TL-10	14 Watt Warm White LED Lamp	34.45	1.75	1.13	6	0.2	\$ 276

- Black LED Task Light
- On/Off Switch
- 10' Black Power Cord
- Screw Mounting
- UL, CUL, Listed



model		w	d	h	wt	cu ft	list
TL-14		24	2.94	1	4	0.2	\$ 270
TL-15		36	2.94	1	6	0.3	\$ 379
TL-16		48	2.94	1	8	0.4	\$ 448

- Energy Efficient LED 5200K Bulbs
- Frosted Diffuser
- Silver Frame
- 10' Power Cord
- Aluminum Construction
- Screw Mounting
- UL Listed



model		w	d	h	wt	cu ft	list
TL-27		20	1.25	0.375	3	0.2	\$ 169
TL-28		24	1.25	0.375	3	0.3	\$ 182
TL-29		32	1.25	0.375	4	0.4	\$ 230
TL-30		40	1.25	0.375	4	0.5	\$ 260

- Energy Efficient LED 3000K Warm White Bulbs
- Black Solid Aluminum Alloy Base
- Touch and Hold Dimming
- 0-90° Light Angle Adjustment
- 10' Power Cord
- Screw Mounting
- UL Listed



model		w	d	h	wt	cu ft	list
TL-20		7.7	6	15	2	1	\$ 590

- Energy Efficient LED 3500K Bulbs
- Silver Frame
- 6' Power Cord
- On/Off Touch Switch with Continuous Dimming
- Clamps to Rim of Worksurface - Cannot be used on Units with Back Panel
- UL Listed

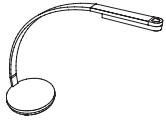
## HOW TO ORDER

### MODEL NUMBER

TL-1

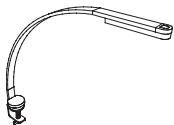
## STANDARD FEATURES

- UL Listed



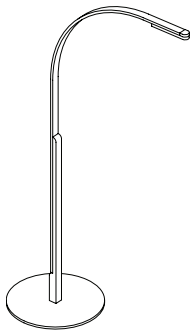
model	w	d	h	wt	cu ft	list
<b>TL-S26B</b>	6	18	15	3	2	Single \$ 397
<b>TL-26B</b>	6	18	15	4	2	Set of 2 \$ 752

- Available in Five Colors
- Desk Top with Free Standing Base
- 18 Fractional Watt Leds at 3500 K Color Temperature
- Feather Touch; ADA-Compliant Power and Light Level Control Switch
- Touch and Hold Dimming
- Auto Shut Off After Nine Hours of Continuous Use
- 9' Power Cord



model	w	d	h	wt	cu ft	list
<b>TL-S26C</b>	2	18.13	17.5	3	2	Single \$ 402
<b>TL-26C</b>	2	18.13	17.5	4	2	Set of 2 \$ 763

- Available in Five Colors
- Clamps to Rim of Worksurface
- 18 Fractional Watt Leds at 3500 K Color Temperature
- Feather Touch; ADA-Compliant Power and Light Level Control Switch
- Touch and Hold Dimming
- Auto Shut Off After Nine Hours of Continuous Use
- 9' Power Cord



model	w	d	h	wt	cu ft	list
<b>TL-S26F</b>	10	22.63	40 - 50	8	5	\$ 752

- Floor Unit with Free Standing Base
- Available in Five Colors
- Height Adjustment from 40" - 50" from floor
- 18 Fractional Watt Leds at 3500 K Color Temperature
- Feather Touch; ADA-Compliant Power and Light Level Control Switch
- Touch and Hold Dimming
- Auto Shut Off After Nine Hours of Continuous Use
- 9' Power Cord

## OPTIONS

### Finish

- C8G Black
- C8K Dark Slate
- C8H Silver
- C8J White
- H4F Red

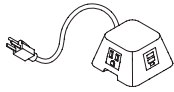
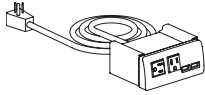
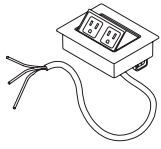
### MODEL NUMBER

TL-S26B

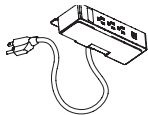
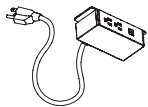
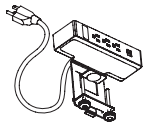
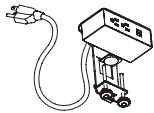
### Finish

C8G

## STANDARD FEATURES



- Black Only
- UL Listed



model		w	d	h	wt	cu ft	list
PSH-16PP	SILVER POWDER COAT	5.25	4.25	1.88	3	0.25	\$ 307

- Requires Cutout to be Machined at a Factory - Contact your OFS Customer Service Representative for Ordering Information
- Two Electric Outlets
- 6' Hardwire Power Cord
- UL Listed

model		w	d	h	wt	cu ft	list
PS-55	BLACK	5.44	3.38	2.13	1	0.5	\$ 188
PS-55W	WHITE	5.44	3.38	2.13	1	0.5	\$ 188

- Mounts below Worksurface
- Mounting Bracket Included
- Two 12 Amp Power Outlets (Front)
- One Power Outlet (Back)
- Two 2.1 Amp USB Charging Ports
- 10' Power Cord
- UL Listed

model		w	d	h	wt	cu ft	list
PS-60W		3.88	3.88	2	2	0.25	\$ 326

- White Power Supply
- Mobile Table Top Unit
- Two 15 Amp Outlets
- Two 2.1 Amp USB Charging Ports
- 6' Cord
- UL Listed
- **NOTE:** Includes Interchangeable Green Top Cap

model		cu ft	list
RJ-11		0.1	\$ 39

- Black Voice Hard Wire Jack

model		cu ft	list
RJ-45		0.1	\$ 37

- Black Voice and Data Hard Wire Jack

model		w	d	h	wt	cu ft	list
PS-62W		5.5	3.25	6.5	3	0.25	\$ 334

- White Power Supply
- Clamps to Rim of Worksurface
- Two 15 Amp Outlets
- Two 2.1 Amp USB Charging Ports
- 6' Power Cord

model		w	d	h	wt	cu ft	list
PS-63W		8	4	6.88	4	0.25	\$ 399

- White Power Supply
- Clamps to Rim of Worksurface
- Three 15 Amp Outlets
- Two 2.1 Amp USB Charging Ports
- One Open Data Port
- 6' Long Cord

model		w	d	h	wt	cu ft	list
PS-64W		6.5	3	1.88	2	0.25	\$ 305

- White Power Supply
- Mounts below Worksurface
- Two 15 Amp Outlets
- Two 2.1 Amp USB Charging Ports
- 6' Long Cord

model		w	d	h	wt	cu ft	list
PS-65W		8	4	1.88	3	0.25	\$ 373

- White Power Supply
- Mounts below Worksurface
- Three 15 Amp Outlets
- Two 2.1 Amp USB Charging Ports
- One Open Data Port
- 6' Long Cord

## POWER SUPPLY INSERTS

model		list
DGBV15F	VGA Gender Charger	\$ 33
HDFF	HDMI Gender Charger	\$ 47
TDG1026A-8C	RJ45 Panel Mount Coupler	\$ 28

- Use with PS-63W and PS-65W

## HOW TO ORDER

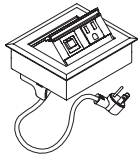
### MODEL NUMBER

PSH-16PP



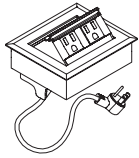
## STANDARD FEATURES

- UL Listed



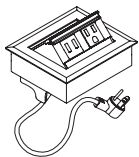
model		w	d	h	wt	cu ft	list
PS-66B	BLACK	5.1	4.4	3.25	2	0.25	\$ 194
PS-66S	SILVER	5.1	4.4	3.25	2	0.25	\$ 194

- Requires Cutout to be Machined at a Factory - Contact Your Customer Service Representative for Ordering Information
- One 12 Amp Outlet
- One RJ-45 Data Jack
- Anodized Aluminum Finish
- 9' Cord
- UL Listed



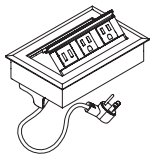
model		w	d	h	wt	cu ft	list
PS-67B	BLACK	5.1	4.4	3.25	2	0.25	\$ 194
PS-67S	SILVER	5.1	4.4	3.25	2	0.25	\$ 194

- Requires Cutout to be Machined at a Factory - Contact Your Customer Service Representative for Ordering Information
- Two 12 Amp Outlets
- Anodized Aluminum Finish
- 9' Cord
- UL Listed



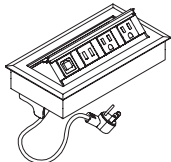
model		w	d	h	wt	cu ft	list
PS-68B	BLACK	5.1	4.4	3.25	2	0.25	\$ 249
PS-68S	SILVER	5.1	4.4	3.25	2	0.25	\$ 249

- Requires Cutout to be Machined at a Factory - Contact Your Customer Service Representative for Ordering Information
- One 12 Amp Outlet
- Two 2.1 Amp USB Charging Ports
- Anodized Aluminum Finish
- 9' Cord
- UL Listed



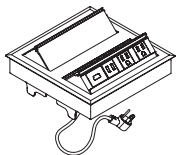
model		w	d	h	wt	cu ft	list
PS-69B	BLACK	6	4.4	3.25	3	0.25	\$ 279
PS-69S	SILVER	6	4.4	3.25	3	0.25	\$ 279

- Requires Cutout to be Machined at a Factory - Contact Your Customer Service Representative for Ordering Information
- Two 12 Amp Outlets
- Two 2.1 Amp USB Charging Ports
- 9' Power Cord
- Anodized Aluminum Finish



model		w	d	h	wt	cu ft	list
PS-70B	BLACK	8.1	4.4	3.25	4	0.25	\$ 341
PS-70S	SILVER	8.1	4.4	3.25	4	0.25	\$ 341

- Requires Cutout to be Machined at a Factory - Contact Your Customer Service Representative for Ordering Information
- Two 12 Amp Outlets
- Two 2.1 Amp USB Charging Ports
- One RJ-45 Data Jack
- 9' Power Cord
- Anodized Aluminum Finish



model		w	d	h	wt	cu ft	list
PS-71B	BLACK	8.13	8.21	2.75	7	0.5	\$ 816
PS-71S	SILVER	8.13	8.21	2.75	7	0.5	\$ 816

- Requires Cutout to be Machined at a Factory - Contact Your Customer Service Representative for Ordering Information

### SIDE 1:

- Two 12 Amp Outlets
- One 4.2 Amp USB Module with Two Ports
- One VGA Coupler
- 10' Power Cord

### SIDE 2:

- Two 12 Amp Outlets
- One 4.2 Amp USB Module with Two Ports
- One HDMI Coupler
- 10' Power Cord

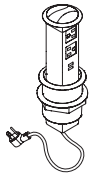
## HOW TO ORDER

### MODEL NUMBER

PS-66B

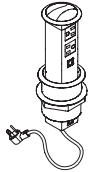
## POWER SUPPLY STANDARD FEATURES

- Requires Cutout to be Machined at a Factory - Contact your Customer Service Representative for Ordering Information
- UL Listed



model	w	d	h	wt	cu ft	list
PS-72	3.5	3.5	10.14	2	0.25	\$ 144

- Two 12 Amp Outlets
- Black Pop-Up Power Supply
- Two 2.1 Amp USB Charging Ports
- 10' Power Cord



model	w	d	h	wt	cu ft	list
PS-73	3.5	3.5	10.14	2	0.25	\$ 95

- Two 12 Amp Outlets
- Black Pop-Up Power Supply
- One RJ-45 Data Jack
- 10' Power Cord



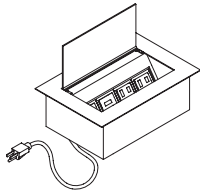
model		w	d	h	wt	cu ft	list
PS-74	BLACK	3.5	3.5	2.6	1	0.25	\$ 122

- Two 15 Amp Outlets
- 10' Power Cord



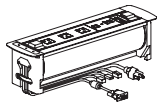
model		w	d	h	wt	cu ft	list
PS-75	BLACK	3.5	3.5	2.6	1	0.25	\$ 167

- One 15 Amp Outlet
- One 4.2 Amp USB Module with Two Ports
- 10' Power Cord



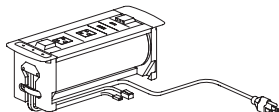
model		w	d	h	wt	cu ft	list
PS-78		8.25	5.25	3.75	5	0.4	\$ 539

- Anodized Aluminum Finish
- Hinged Lid with Cord Management when Closed
- Pass Thru Wire Management Area
- Two 15 Amp Outlets
- Two 2.1 Amp USB Charging Ports
- One Open Data Port
- 6' Power Cord



model		w	d	h	wt	cu ft	list
PS-79B	BLACK	15.88	4.38	4.38	8	0.6	\$ 1,346
PS-79S	SILVER	15.88	4.38	4.38	8	0.6	\$ 1,346

- Anodized Aluminum Finish
- One Touch Open and Close
- Safety Photo Electronic Eye Prevents Rotation when Unit is being used
- Three 15 Amp Outlets
- One CAT6 Data Module
- One HDMI Port
- One 3.5mm Audio Module
- One Two Port USB Charging Port
- One VGA Port
- 12' Cord



model		w	d	h	wt	cu ft	list
PS-80B	BLACK	11.75	4.38	4.38	6	0.4	\$ 1,199
PS-80S	SILVER	11.75	4.38	4.38	6	0.4	\$ 1,199

- Anodized Aluminum Finish
- One Touch Open and Close
- Safety Photo Electronic Eye Prevents Rotation when Unit is being used
- Two 15 Amp Outlets
- One HDMI Port
- One 2.1 Port USB Charging Port
- 12' Cord

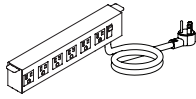
### HOW TO ORDER

#### MODEL NUMBER

PS-72

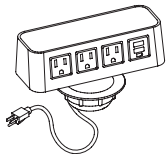
## POWER SUPPLY STANDARD FEATURES

- UL Listed



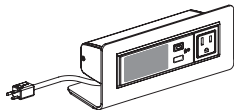
model		w	d	h	wt	cu ft	list
<b>PS-77</b>	<b>BLACK</b>	12.5	2.25	1.75	3	0.25	\$ 163

- Mounts below Worksurface
- Six 12 Amp Outlets
- Overload Switch
- Surge Protection
- Aluminum Housing
- 10' Power Cord



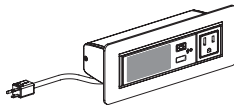
model		w	d	h	wt	cu ft	list
<b>PS-83WA</b>	<b>WHITE</b>	7.3125	2.75	4.125	4	0.25	\$ 393

- Requires Cutout to be Machined at a Factory - Contact Your Customer Service Representative for Ordering Information
- Brushed Aluminum Top Cap Finish
- Three Power Outlets
- One Duplex USB Charging Port
- 10' Power Cord
- **NOTE:** Includes Interchangeable White Top Cap



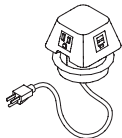
model		w	d	h	wt	cu ft	list
<b>PS-87W</b>	White	8	3.25	3.75	4	0.5	\$ 719
<b>PS-87B</b>	Black	8	3.25	3.75	4	0.5	\$ 719

- Mobile Table Top Unit
- One Power Outlet
- One USB Charging Port
- Bluetooth Speaker
- 10' Power Cord



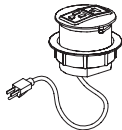
model		w	d	h	wt	cu ft	list
<b>PS-88W</b>	White	8	3	2.5	3	0.5	\$ 719
<b>PS-88B</b>	Black	8	3	2.5	3	0.5	\$ 719

- Requires Cutout to be Machined at a Factory - Contact Your Customer Service Representative for Ordering Information
- One Power Outlet
- One USB Charging Port
- Bluetooth Speaker
- 10' Power Cord



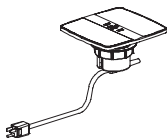
model		w	d	h	wt	cu ft	list
<b>PS-91W</b>	<b>WHITE</b>	3.88	3.88	4.31	2	0.25	\$ 464
<b>PS-91B</b>	<b>BLACK</b>	3.88	3.88	4.31	2	0.25	\$ 464

- Requires Cutout to be Machined at a Factory - Contact Your Customer Service Representative for Ordering Information
- Two 15 Amp Outlets
- One Duplex USB-A Charger
- One USB-C (18 Watt) Charger
- 10' Power Cord
- UL Listed



model		w	d	h	wt	cu ft	list
<b>PS-92W</b>	<b>WHITE</b>	4	4	3.25	3	0.5	\$ 252
<b>PS-92B</b>	<b>BLACK</b>	4	4	3.25	3	0.5	\$ 252

- Requires Cutout to be Machined at a Factory - Contact Your Customer Service Representative for Ordering Information
- One Power Outlet
- One USB-A Charging Port
- One USB-C Charging Port
- 10' Power Cord
- UL Listed



model		w	d	h	wt	cu ft	list
<b>PS-93W</b>	<b>WHITE</b>	7.38	7	4.38	3	0.5	\$ 503
<b>PS-93B</b>	<b>BLACK</b>	7.38	7	4.38	3	0.5	\$ 503

- Requires Cutout to be Machined at a Factory - Contact Your Customer Service Representative for Ordering Information
- One Power Outlet
- Two USB-A Charging Ports
- Two Wireless Charging Mats
- 10' Power Cord
- UL Listed

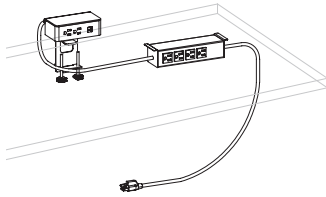
### HOW TO ORDER

#### MODEL NUMBER

PS-77

## STANDARD FEATURES

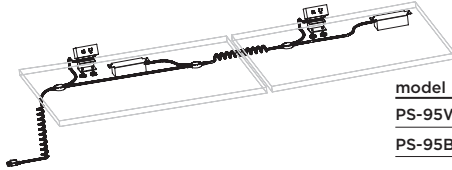
### AVAILABLE ON IMPULSE G2 AND PULSE ONLY



model		w	d	h	wt	cu ft	list
PS-94W	WHITE Outlet Box with SILVER Bracket Clamp on Unit	5.5	3.25	6.5	6	0.5	\$ 463
PS-94B	BLACK Outlet Box with BLACK Bracket Clamp on Unit	5.5	3.25	6.5	6	0.5	\$ 463

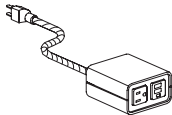
- Clamps to Rim of Worksurface
- Two Outlets
- One Duplex USB Charger in Edge Mount Box
- Four Outlets in Undersurface Box
- 2' Power Cord to Undersurface Power Outlet Box
- 6' Power Cord
- UL Listed

### AVAILABLE ON IMPULSE G2 AND PULSE ONLY



model		w			wt	cu ft	list
PS-95W	Two WHITE Clamp on Units	144			12	2	\$ 1,359
PS-95B	Two BLACK Clamp on Units	144			12	2	\$ 1,359


- Two Height Adjustable Table Electrical Harness
- Two Clamp on Units with One Power Outlet Each and One Duplex USB Charger
- Two Black Undersurface Power Units - Three Power Outlets Each
- Coiled Cord Between Tables
- Coiled Cord Infeed
- Use on Tables up to 72" in Length
- UL Listed



model		w	d	h	wt	cu ft	list
PS-97A	Ash Wood Shell	3.6	3.9	2.1	2	0.25	\$ 421
PS-97W	Walnut Wood Shell	3.6	3.9	2.1	2	0.25	\$ 421

- One Power Outlet
- One USB-A Outlet
- One USB-C Outlet
- 6' Braided White Zig Zag Cord
- UL Listed

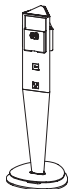
### IISLE POWER STATION



model		w	d	h	wt	cu ft	list
PS-96S	SILVER	18	18	25.5	25	8	\$ 2,077

- Twelve Power Outlets
- Three USB Charging Ports
- Three USB-C Charging Ports
- 9' Power Cord
- UL Listed

### SCEPTER POWER STATION



model		w	d	h	wt	cu ft	list
PS-98B	BLACK	11.28	11.28	31.18	15	4	\$ 2,088
PS-98W	WHITE	11.28	11.28	31.18	15	4	\$ 2,088

- Three Wireless Charging Sleeves (One Each Side)
- Three Power Outlets (One Each Side)
- One Duplex USB-A Charging Port (Two Sides)
- One USB-C 60 Watt Charging Port (One Side)
- 10' Power Cord
- UL Listed

### HOW TO ORDER

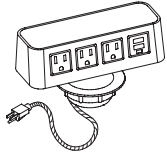
#### MODEL NUMBER

PS-94W

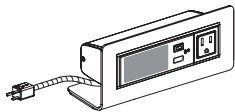
## POWER SUPPLY STANDARD FEATURES



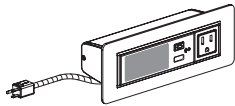
model	w	d	h	wt	cu ft	list
<b>PS-60W-BC</b>	3.88	3.88	2	2	0.25	\$ 415
<ul style="list-style-type: none"> <li>• White Power Supply</li> <li>• Mobile Table Top Unit</li> <li>• Two 15 Amp Outlets</li> <li>• Two 2.1 Amp USB Charging Ports</li> <li>• 6' Braided Power Cord</li> <li>• <b>NOTE:</b> Includes Interchangeable Green Top Cap</li> </ul>						



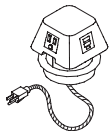
model	w	d	h	wt	cu ft	list
<b>PS-83WA-BC</b> <b>WHITE</b>	7.3125	2.75	4.125	4	0.25	\$ 565
<ul style="list-style-type: none"> <li>• Requires Cutout to be Machined at a Factory - Contact Your Customer Service Representative for Ordering Information</li> <li>• Brushed Aluminum Top Cap Finish</li> <li>• Three Power Outlets</li> <li>• One Duplex USB Charging Port</li> <li>• 10' Braided Power Cord</li> <li>• UL Listed</li> <li>• <b>NOTE:</b> Includes Interchangeable White Top Cap</li> </ul>						



model	w	d	h	wt	cu ft	list
<b>PS-87W-BC</b> <b>WHITE</b>	8	3.25	3.75	4	0.5	\$ 946
<b>PS-87B-BC</b> <b>BLACK</b>	8	3.25	3.75	4	0.5	\$ 946
<ul style="list-style-type: none"> <li>• Mobile Table Top Unit</li> <li>• One Power Outlet</li> <li>• One USB Charging Port</li> <li>• Bluetooth Speaker</li> <li>• 10' Braided Power Cord</li> <li>• UL Listed</li> </ul>						



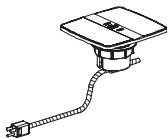
model	w	d	h	wt	cu ft	list
<b>PS-88W-BC</b> <b>WHITE</b>	8	3	2.5	3	0.5	\$ 946
<b>PS-88B-BC</b> <b>BLACK</b>	8	3	2.5	3	0.5	\$ 946
<ul style="list-style-type: none"> <li>• Requires Cutout to be Machined at a Factory - Contact Your Customer Service Representative for Ordering Information</li> <li>• One Power Outlet</li> <li>• One USB Charging Port</li> <li>• Bluetooth Speaker</li> <li>• 10' Braided Power Cord</li> <li>• UL Listed</li> </ul>						



model	w	d	h	wt	cu ft	list
<b>PS-91W-BC</b> <b>WHITE</b>	3.88	3.88	4.31	2	0.25	\$ 547
<b>PS-91B-BC</b> <b>BLACK</b>	3.88	3.88	4.31	2	0.25	\$ 547
<ul style="list-style-type: none"> <li>• Requires Cutout to be Machined at a Factory - Contact Your Customer Service Representative for Ordering Information</li> <li>• Two 15 Amp Outlets</li> <li>• One Duplex USB-A Charger</li> <li>• One USB-C (18 Watt) Charger</li> <li>• 10' Braided Power Cord</li> <li>• UL Listed</li> </ul>						



model	w	d	h	wt	cu ft	list
<b>PS-92W-BC</b> <b>WHITE</b>	4	4	3.25	3	0.5	\$ 325
<b>PS-92B-BC</b> <b>BLACK</b>	4	4	3.25	3	0.5	\$ 325
<ul style="list-style-type: none"> <li>• Requires Cutout to be Machined at a Factory - Contact Your Customer Service Representative for Ordering Information</li> <li>• One Power Outlet</li> <li>• One USB-A Charging Port</li> <li>• One USB-C Charging Port</li> <li>• 10' Braided Power Cord</li> <li>• UL Listed</li> </ul>						



model	w	d	h	wt	cu ft	list
<b>PS-93W-BC</b> <b>WHITE</b>	7.38	7	4.38	3	0.5	\$ 636
<b>PS-93B-BC</b> <b>BLACK</b>	7.38	7	4.38	3	0.5	\$ 636
<ul style="list-style-type: none"> <li>• Requires Cutout to be Machined at a Factory - Contact Your Customer Service Representative for Ordering Information</li> <li>• One Power Outlet</li> <li>• Two USB-A Charging Ports</li> <li>• Two Wireless Charging Mats</li> <li>• 10' Braided Power Cord</li> <li>• UL Listed</li> </ul>						

### OPTIONS

#### Cord

**BC1** Dusk  
**BC4** Brass  
**BC5** Peacock  
**BC15** Zig Zag Fog/Storm  
**BC17** Zig Zag Berry/Poppy  
**BC18** Chevron Black/White

### HOW TO ORDER

SPECIFY: Cord

#### MODEL NUMBER

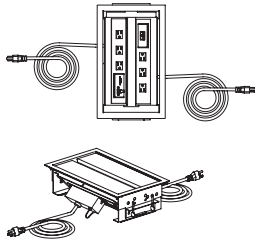
PS-60W-BC

#### Cord

BC1

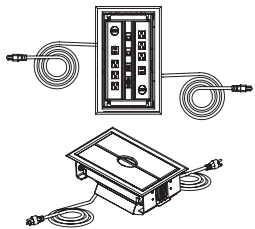
## POWER SUPPLY STANDARD FEATURES

- UL Listed



model		w	d	h	wt	cu ft	list
PS-37	BLACK	15	9	4.75	12	2	\$ 2,306
PS-38	SILVER	15	9	4.75	12	2	\$ 2,321

- Requires Cutout to be Machined at a Factory - Contact Your Customer Service Representative for Ordering Information
- Six 12 Amp Power Outlets
- Two RJ-45 Cat6 Data Jacks
- One HDMI Port
- One VGA Port
- One Mini Stereo
- 10' Power Cord



model		w	d	h	wt	cu ft	list
PS-81B	Black	15.5	9.5	6.75	8	1	\$ 1,714
PS-81S	Silver	15.5	9.5	6.75	8	1	\$ 1,714

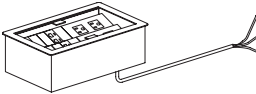
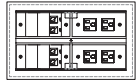
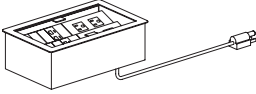
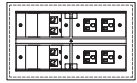
- Six 12 Amp Power Outlets
- Two 2 Port 4.2 Amp USB Charging Ports
- One HDMI Port
- One VGA Port
- RJ-11 Voice Jack
- RJ-45 Cat6 Data Jack
- 10' Power Cord

## HOW TO ORDER

MODEL NUMBER

PS-37

## POWER SUPPLY STANDARD FEATURES



## POWER SUPPLY INSERTS FOR PS-12

model		w	d	h	wt	cu ft	list
<b>PS-12-X</b>	Black	10.75	6.5	3.5	8	1	\$ 1,281
<b>PS-12-N</b>	Satin Nickel	10.75	6.5	3.5	8	1	\$ 2,084

- Standard Four 110 Volt Outlets
- Four Cat 5e Data Jacks (Two Modules)
- Four Blank insert Modules
- Dual Covers meet in Center, slide down out of the way
- Fits into 10.4375"W x 6.1875"D Slot
- 9' Cord
- Flush Mount

model		w	d	h	wt	cu ft	list
<b>PSH-12-X</b>	Black	10.75	6.5	3.5	8	1	\$ 1,448
<b>PSH-12-N</b>	Satin Nickel	10.75	6.5	3.5	8	1	\$ 2,497

- Standard Four 110 Volt Outlets
- Four Cat 5e Data Jacks (Two Modules)
- Four Blank insert Modules
- Dual Covers meet in Center, slide down out of the way
- Fits into 10.4375"W x 6.1875"D Slot
- 9' Hardwire Cord
- Flush Mount

model		list
<b>145C5EU-BK</b>	Black Single Cat 5e Universal Module	\$ 48
<b>U2KEY345-BK</b>	Black Dual Cat 3 RJ-45 Module	\$ 86
<b>U2KEY311-BK</b>	Black Dual Cat 3 RJ-11 Module	\$ 86
<b>U1KEY345-BK</b>	Black Single Cat 3 RJ-45 Module	\$ 50
<b>U1KEY311-BK</b>	Black Single Cat 3 RJ-11 Module	\$ 50
<b>2RCA-BK</b>	Black Dual RCA Audio Insert Module	\$ 86
<b>1RCA-BK</b>	Black Single RCA Audio Insert Module	\$ 51
<b>15PIN-BK</b>	Black Single 15 Pin Female to Female VGA Module	\$ 102
<b>1TEL3MM-BK</b>	Black Single 3mm (.125") Audio Connector Module	\$ 51
<b>2TEL3MM-BK</b>	Black Dual 3mm (.125") Audio Connector Module	\$ 86
<b>BL-BK</b>	Black Blank Module	\$ 24
<b>245C5EU-BK</b>	Black Dual Cat 5e Universal Module	\$ 80
<b>U2KEY645-BK</b>	Black Dual Cat 6 Universal Module	\$ 147
<b>1SVHS-BK</b>	Black Single Super VHS Module	\$ 112
<b>2F-BK</b>	Black Dual F Connector (Coax) Module	\$ 75
<b>1F-BK</b>	Black Single F Connector (Coax) Module	\$ 59
<b>U1-USB/A-BK</b>	Single Keystone USB Type A, F/F (*Adapter only - does not include power source)	\$ 144
<b>U1-USB/B-BK</b>	Single Keystone USB Type B, F/F (*Adapter only - does not include power source)	\$ 143
<b>U2-USB/A-BK</b>	Dual Keystone USB Type A, F/F (*Adapter only - does not include power source)	\$ 276
<b>U2-USB/B-BK</b>	Dual Keystone USB Type B, F/F (*Adapter only - does not include power source)	\$ 276
<b>U2-USB/AB-BK</b>	Dual Keystone 1 each USB Type A and Type B (*Adapter only - does not include power source)	\$ 276
<b>HDMI-BK</b>	Black Single HDMI Female to Female Module	\$ 269

- Note: \*These modules are only adapters and will require post installation connection by an installer or A/V professional to be fully functional.

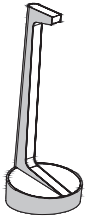
## HOW TO ORDER

### MODEL NUMBER

PS-12-X



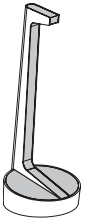
## POWER SUPPLY (VESTA) STANDARD FEATURES



Body Finish Shown in Shaded Area





model	body finish	w	d	h	wt	cu ft	list
PS-90B	BLACK	12	12	28.25	14	4	\$ 1,284
PS-90F	FOG	12	12	28.25	14	4	\$ 1,284
PS-90S	STORM	12	12	28.25	14	4	\$ 1,284
PS-90W	WHITE	12	12	28.25	14	4	\$ 1,284

- UL Listed



Accent Finish Shown in Shaded Area

### OPTIONS

Power	Accent Finish	Cord
 <b>X9</b> No Lower Power Outlet - Standard 10' Cord Top: One 15 Amp Outlet Two 21 Amp USB Charging Ports One 18 WATT USB-C Charging Port	When <b>PS-90B</b> is specified:	
	<b>H8P</b> Black	<b>X9</b> No Cord ( <b>H7S</b> only) <b>H7U</b> Standard Black Cord No Braid <b>BC8</b> Black Braid <b>\$60</b> <b>BC14</b> Pinstripe Black-White Braid <b>\$60</b> <b>BC18</b> Chevron Black-White Braid <b>\$60</b>
	<b>H8N</b> Fog	<b>X9</b> No Cord ( <b>H7S</b> only) <b>H7U</b> Standard Black Cord No Braid <b>BC8</b> Black Braid <b>\$60</b> <b>BC6</b> Fog Braid <b>\$60</b>
	<b>H8Q</b> Storm	<b>X9</b> No Cord ( <b>H7S</b> only) <b>H7U</b> Standard Black Cord No Braid <b>BC8</b> Black Braid <b>\$60</b> <b>BC4</b> Brass Braid <b>\$60</b> <b>BC18</b> Chevron Black-White Braid <b>\$60</b>
 <b>H7Q</b> Two Lower Power Outlets <b>\$14</b> 10' Cord Top: One 15 Amp Outlet Two 21 Amp USB Charging Ports One 18 WATT USB-C Charging Port	When <b>PS-90F</b> is specified:	
	<b>H8R</b> Berry	<b>X9</b> No Cord ( <b>H7S</b> only) <b>H7T</b> Standard White Cord No Braid <b>BC4</b> Brass Braid <b>\$60</b> <b>BC6</b> Fog Braid <b>\$60</b> <b>BC7</b> Berry Braid <b>\$60</b>
	<b>H8P</b> Black	<b>X9</b> No Cord ( <b>H7S</b> only) <b>H7T</b> Standard White Cord No Braid <b>BC6</b> Fog Braid <b>\$60</b> <b>BC14</b> Pinstripe Black-White Braid <b>\$60</b> <b>BC15</b> Zig Zag Fog-Storm Braid <b>\$60</b> <b>BC18</b> Chevron Black-White Braid <b>\$60</b>
	<b>H8X</b> Honey	<b>X9</b> No Cord ( <b>H7S</b> only) <b>H7T</b> Standard White Cord No Braid <b>BC4</b> Brass Braid <b>\$60</b> <b>BC6</b> Fog Braid <b>\$60</b> <b>BC2</b> Poppy Braid <b>\$60</b>
 <b>H7R</b> Three Lower Power Outlets <b>\$41</b> 10' Cord Top: One 15 Amp Outlet Two 21 Amp USB Charging Ports One 18 WATT USB-C Charging Port	<b>H8W</b> Peacock	<b>X9</b> No Cord ( <b>H7S</b> only) <b>H7T</b> Standard White Cord No Braid <b>BC6</b> Fog Braid <b>\$60</b> <b>BC5</b> Peacock Braid <b>\$60</b> <b>BC18</b> Chevron Black-White Braid <b>\$60</b>
	<b>H8U</b> Poppy	<b>X9</b> No Cord ( <b>H7S</b> only) <b>H7T</b> Standard White Cord No Braid <b>BC6</b> Fog Braid <b>\$60</b> <b>BC10</b> Storm Braid <b>\$60</b> <b>BC19</b> Chevron Poppy-Fog Braid <b>\$60</b>
	<b>H8Q</b> Storm	<b>X9</b> No Cord ( <b>H7S</b> only) <b>H7T</b> Standard White Cord No Braid <b>BC1</b> Dusk Braid <b>\$60</b> <b>BC10</b> Storm Braid <b>\$60</b> <b>BC15</b> Zig Zag Fog-Storm Braid <b>\$60</b>
	<b>H8V</b> White	<b>X9</b> No Cord ( <b>H7S</b> only) <b>H7T</b> Standard White Cord No Braid <b>BC5</b> Peacock Braid <b>\$60</b> <b>BC14</b> Pinstripe Black-White Braid <b>\$60</b> <b>BC19</b> Chevron Poppy-Fog Braid <b>\$60</b>
 <b>H7S</b> Battery Operated <b>\$1,092</b> Removable Charging Cord Top: Three 21 Amp USB Charging Ports One 18 WATT USB-C Charging Port	When <b>PS-90S</b> is specified:	
	<b>H8P</b> Black	<b>X9</b> No Cord ( <b>H7S</b> only) <b>H7T</b> Standard White Cord No Braid <b>BC8</b> Black Braid <b>\$60</b> <b>BC10</b> Storm Braid <b>\$60</b> <b>BC18</b> Chevron Black-White Braid <b>\$60</b>
	<b>H8N</b> Fog	<b>X9</b> No Cord ( <b>H7S</b> only) <b>H7T</b> Standard White Cord No Braid <b>BC6</b> Fog Braid <b>\$60</b> <b>BC10</b> Storm Braid <b>\$60</b> <b>BC15</b> Zig Zag Fog-Storm Braid <b>\$60</b>
	When <b>PS-90W</b> is specified:	
	<b>H8R</b> Berry	<b>X9</b> No Cord ( <b>H7S</b> only) <b>H7T</b> Standard White Cord No Braid <b>BC7</b> Berry Braid <b>\$60</b> <b>BC4</b> Brass Braid <b>\$60</b> <b>BC2</b> Poppy Braid <b>\$60</b>
	<b>H8S</b> Dusk	<b>X9</b> No Cord ( <b>H7S</b> only) <b>H7T</b> Standard White Cord No Braid <b>BC4</b> Brass Braid <b>\$60</b> <b>BC1</b> Dusk Braid <b>\$60</b> <b>BC10</b> Storm Braid <b>\$60</b>
	<b>H8N</b> Fog	<b>X9</b> No Cord ( <b>H7S</b> only) <b>H7T</b> Standard White Cord No Braid <b>BC7</b> Berry Braid <b>\$60</b> <b>BC6</b> Fog Braid <b>\$60</b> <b>BC15</b> Zig Zag Fog-Storm Braid <b>\$60</b>
	<b>H8T</b> Navy	<b>X9</b> No Cord ( <b>H7S</b> only) <b>BC4</b> Brass Braid <b>\$60</b> <b>BC3</b> Navy Braid <b>\$60</b> <b>BC2</b> Poppy Braid <b>\$60</b>
	<b>H8Q</b> Storm	<b>X9</b> No Cord ( <b>H7S</b> only) <b>H7T</b> Standard White Cord No Braid <b>BC1</b> Dusk Braid <b>\$60</b> <b>BC10</b> Storm Braid <b>\$60</b> <b>BC18</b> Chevron Black-White Braid <b>\$60</b>

#### HOW TO ORDER

SPECIFY: Power | accent finish | cord.

#### MODEL NUMBER

PS-90B

Power	Accent Finish	Cord
X9	H8P	H7U





## STANDARD FEATURES



model		w	dia	h	wt	cu ft	list
CGB-1	BLACK	n/a	2.13	n/a	n/a	0.1	\$ 42
CGN-1	SATIN NICKEL	n/a	2.13	n/a	n/a	0.1	\$ 42
CBB-1	ANTIQUE BRASS	n/a	2.13	n/a	n/a	0.1	\$ 42

- Grommet
- Field Installable - For Cutout to be Machined at a Factory, Contact your Customer Service Representative for Ordering Information
- Inside Dimensions with Inserts .5625" Diameter
- Inside Dimensions without Inserts 1.8125" Diameter



model		w	d	h	wt	cu ft	list
RGB-1	BLACK	3.38	2	n/a	n/a	0.1	\$ 70
RGN-1	NICKEL	3.38	2	n/a	n/a	0.1	\$ 70
RGS-1	ANTIQUE BRASS	3.38	2	n/a	n/a	0.1	\$ 70

- Grommet
- Requires Cutout to be Machined at a Factory, Contact your Customer Service Representative for Ordering Information
- Rectangular Grommet
- Inside Dimensions with Inserts 1.5" x .75"
- Inside Dimensions without Inserts 2.9375" x 1.5

## HOW TO ORDER

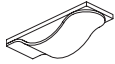
### MODEL NUMBER

CGB-1

## STANDARD FEATURES



model	w	d	h	wt	cu ft	list
WM-12	12	2.5	1.13	n/a	0.1	\$ 44
WM-24	24	2.5	1.13	n/a	0.1	\$ 56
WM-36	36	2.5	1.13	n/a	0.2	\$ 66
WM-48	47.5	2.5	1.13	n/a	0.2	\$ 74
WM-60	59.5	2.5	1.13	n/a	0.3	\$ 80
WM-72	71.5	2.5	1.13	n/a	0.3	\$ 90



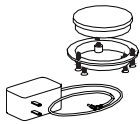
model	w	d	h	wt	cu ft	list
WM-V4	4	1	n/a	n/a	0.1	\$ 36

- Velcro Wire Manager
- Set of Four



model	h	wt	cu ft	list
WM-HA6	48	1	0.1	\$ 88

- Fabric Wire Manager Closed by Velcro
- Easily Cut to Different Lengths if Needed
- Can Access Wires Anywhere in the Length
- Use when Power Infeed is Routed Outside of Legs



model	w	d	h	wt	cu ft	list
WC-2	4.5	4.5	1.375	0.1	0.5	\$ 371

- Field Installed Wireless Charging Unit
- Must be Routed in from Bottom Side of Top 1/4" from Face
- 15 WATT Charging Speed
- Cover Cap is Exposed 5/8" Below Surface
- Location Decal Provided for Face of Top
- 5' Cord

## OPTIONS

### Finish (WM-HA6 Only)

BLK8 Black  
 GRY8 Grey  
 WHT8 White

### HOW TO ORDER

SPECIFY: Finish.

### MODEL NUMBER

WM-HA6

### Finish (WM-HA6 Only)

BLK8

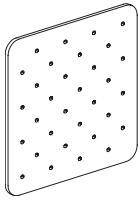
## PEG BOARDS/PEGS STANDARD FEATURES

• Painted Birch Plywood

• Hang Rails Included

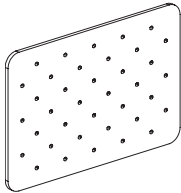
• 1" Dia. Peg Opening

### PEG BOARD



model	w	d	h	wt	cu ft	list
PND-3232PB	32	1.25	32	20	3	\$ 630
PND-3636PB	36	1.25	36	20	4	\$ 643

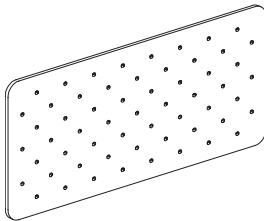
### PEG BOARD



model	w	d	h	wt	cu ft	list
PND-4832PB (shown)	48	1.25	32	29	4	\$ 704
PND-6032PB	60	1.25	32	29	5	\$ 827

• NOTE: Can be Hung Horizontal or Vertical

### PEG BOARD



model	w	d	h	wt	cu ft	list
PND-7232PB (shown)	72	1.25	32	38	7	\$ 950
PND-8432PB	84	1.25	32	42	8	\$ 1,068

### OPTIONS

#### Finish

BLK Black  
IRN Iron  
WHT White

Studio Paints (10% upcharge)

BLUS Blush  
CIDR Cider  
DIJO Dijon  
FALO Fallow  
FERN Fern  
MDNT Midnight  
PINE Pine  
TUND Tundra

#### HOW TO ORDER

SPECIFY: Finish.

#### MODEL NUMBER

PND-3232PB

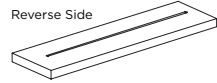
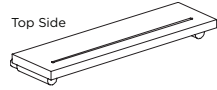
#### Finish

BLK

## PEG BOARD SHELF KIT STANDARD FEATURES

- Solid White Oak
- Pegs come with grooves that contain rubber O-rings

### PEG BOARD SHELF KIT



model	w	d	h	wt	cu ft	list
PND-1405PBSK	14	5	0.75	4	0.25	\$ 259
PND-1805PBSK (shown)	18	5	0.75	5	0.25	\$ 276

- One Shelf with Two 1" Dia. Pegs
- Grooved on both sides (One Centered, One 1.375" from Edge)

### PEGS



model	w	d	h	wt	cu ft	list
PND-PBP	5	1	1	1	0.125	\$ 210

- Lock in Place with a Twist

### OPTIONS

Shelf Finish (not available on PND-PBP)	Peg Finish
MMC	BLK Black
QEC	IRN Iron
MLC	WHT White
BUW	
DST	Studio Paints (10% upcharge)
EBY	BLUS Blush
MVW	CIDR Cider
MNW	DIJO Dijon
MGW	FALO Fallow
MBM	FERN Fern
MHM	MDNT Midnight
PCO	PINE Pine
MGO	TUND Tundra
CLE Clear	

### HOW TO ORDER

SPECIFY: Shelf finish (if applicable) | peg finish. See page H for the designator finish name.

### MODEL NUMBER

PND-1405PBSK

Shelf Finish (not available on PND-PBP)	Peg Finish
MMC	BLK



## POWER CUTOUT LOCATIONS

To order, add location code(s) to model number.

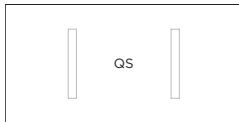
Example: 4-48RT | LC2 | EW | QV  
Model Number Finish Edge Power Cutout

## NO CUTOUT

QR No cutout

## POWER CUTOUTS BETWEEN BASES

QS Between 1st base and 2nd base

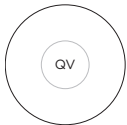


QT Between 2nd base and 3rd base

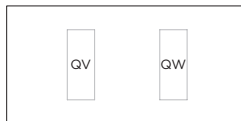


## POWER CUTOUTS OVER BASES

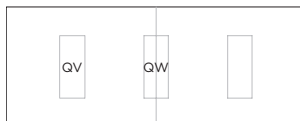
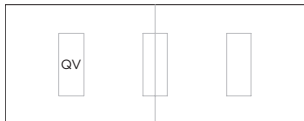
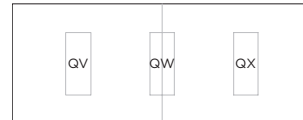
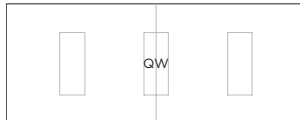
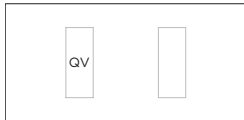
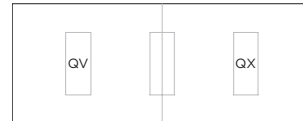
QV Over 1st base



QW Over 2nd base



QX Over 3rd base





## POWER SUPPLIES / CONFERENCE BASES

When centering a power supply over a base, please refer to the following:

**Y** = Can use standard base

**M** = Base must be a modification

**X** = Not Applicable - PS will not work over base

\* Power supplies will not be concealed by base but may be located in center of base (in the V)

\*\* PS-12, PSH-12, PS-78, PS-79B, PS-79S, PS-80B and PS-80S will fit over these bases if the Power Supply is rotated. The base and corresponding top will need to be modified.

DESCRIPTION	MODEL NO.	PS-12	PSH-16PP	PS-66B	PS-67B	PS-68B	PS-69B	PS-70B	PS-71	PS-72	PS-74	PS-78	PS-79B	PS-80B	PS-37 PS-38 PS-81B PS-81S	PS-91W PS-91B PS-92W PS-92B PS-93W PS-93B	CGB-1 RGB-1 RGN-1 RGS-1
		PSH-12	16PP	PS-66S	PS-67S	PS-68S	PS-69S	PS-70S		PS-73	PS-75		PS-79S	PS-80S			
Cylinder	4-20CB	M	Y	Y	Y	Y	M	M	M	Y	Y	M	M	M	M	Y	Y
Panel	4-21PB	X	X	X	X	X	X	X	X	X	X	X	X	X	X	X	X
Panel	4-21PBW	X	X	X	X	X	X	X	X	X	X	X	X	X	X	X	X
V-Base*	4-22VB	X	Y*	Y*	Y*	Y*	M*	M*	X	Y*	Y*	M*	X	X	X	Y*	Y*
Ellipse	4-24EB	X	X	X	X	X	X	X	X	Y	Y	X	X	X	X	Y	Y
Panel	4-24PB	X	X	X	X	X	X	X	X	X	X	X	X	X	X	X	X
Panel	4-24PBW	X	X	X	X	X	X	X	X	X	X	X	X	X	X	X	X
Cylinder	11-M20CB	M	Y	Y	Y	Y	M	M	M	Y	Y	M	M	M	M	Y	Y
Panel	11-M21PB	X	X	X	X	X	X	X	X	X	X	X	X	X	X	X	X
Panel	11-M21PBW	X	X	X	X	X	X	X	X	X	X	X	X	X	X	X	X
V-Base*	11-M22VB	X	Y*	Y*	Y*	Y*	M*	M*	X	Y*	Y*	M*	X	X	X	Y*	Y*
Ellipse	11-M24EB	X	X	X	X	X	X	X	X	Y	Y*	X	X	X	X	Y	Y*
Panel	11-M24PB	X	X	X	X	X	X	X	X	X	X	X	X	X	X	X	X
Panel	11-M24PBW	X	X	X	X	X	X	X	X	X	X	X	X	X	X	X	X
Queen Anne	23-WQB36	X	X	X	X	X	X	X	X	X	X	X	X	X	X	X	X
Square	23-WSB16	M	Y	Y	Y	Y	M	M	M	Y	Y	M	X	M	X	Y	Y
Square	23-WSB20	M	Y	Y	Y	Y	M	M	M	Y	Y	M	M	M	M	Y	Y
Panel	23-M21PB	X	X	X	X	X	X	X	X	X	X	X	X	X	X	X	X
Panel	23-M24PB	X	X	X	X	X	X	X	X	X	X	X	X	X	X	X	X
Queen Anne	23-MQB36	X	X	X	X	X	X	X	X	X	X	X	X	X	X	X	X
Square	23-MSB16	M	Y	Y	Y	Y	M	M	M	Y	Y	M	X	M	X	Y	Y
Square	23-MSB20	M	Y	Y	Y	Y	M	M	M	Y	Y	M	M	M	M	Y	Y
Cylinder	CB-18	M	Y	Y	Y	Y	M	M	M	Y	Y	M	X	M	X	Y	Y
Cylinder	CB-20	M	Y	Y	Y	Y	M	M	M	Y	Y	M	M	M	M	Y	Y
Half Cylinder	HC-18	X	Y	Y	Y	Y	M	M	X	Y	Y	M	X	X	X	Y	Y
Half Cylinder	HC-24	X**	Y	Y	Y	Y	M	M	X**	Y	Y	M	X**	X**	X	Y	Y
Panel	PB-21	X	X	X	X	X	X	X	X	X	X	X	X	X	X	X	X
Panel	PBW-21	X	X	X	X	X	X	X	X	X	X	X	X	X	X	X	X
Panel	PB-24	X	X	X	X	X	X	X	X	X	X	X	X	X	X	X	X
Panel	PBW-24	X	X	X	X	X	X	X	X	X	X	X	X	X	X	X	X
Square	SB-16	M	Y	Y	Y	Y	M	M	M	Y	Y	M	X	M	X	Y	Y
Square	SB-20	M	Y	Y	Y	Y	M	M	M	Y	Y	M	M	M	M	Y	Y
V-Base*	VB-22	X	Y*	Y*	Y*	Y*	M*	M*	X	Y*	Y*	M*	X	X	X	Y*	Y
Panel	PBT-M24	X	X	X	X	X	X	X	X	Y	X	X	X	X	X	Y	Y
Panel	PBT-W24	X	X	X	X	X	X	X	X	Y	X	X	X	X	X	Y	Y

## FILING CONFIGURATIONS


OFS offers a multitude of filing options for storage flexibility. All filing configurations meet standard file tab clearance of 1.25" above the file frame as recommended by our file frame suppliers.

### Pedestals




Letter  
Side-to-Side

Desks  
Credenzas  
Returns



Letter  
Front-to-Back

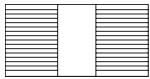
Desks  
Credenzas  
Returns



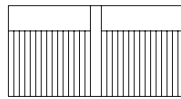
Legal  
Side-to-Side

Desks  
Credenzas  
Returns


### Lateral Files



Letter  
Double Front-to-Back

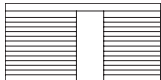


Letter  
Side-to-Side



Legal  
Side-to-Side

### Lateral Files: Legal and Letter Front-to-Back

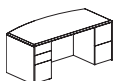


Legal and Letter  
Front-to-Back



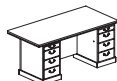
Pulse

4-7236SCL  
4-3656LF4  
4-3622LF2  
4-3621MFC



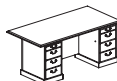
Quest - Veneer  
Quest - Laminate

11-7222CLF  
11-3858LF4  
11-3822LF2  
11-7222CRLL2  
11-7222CRRL2  
11-6622CRLL2  
11-6622CRRL2  
11-M3658LF4  
11-M3622LF2  
11-M7222CRLL2  
11-M7222CRRL2  
11-M6622CRLL2  
11-M6622CRRL2



Cambria  
- Veneer

23-W3620LFC  
23-W3654LFC  
23-W7220CRLL  
23-W7220CRRL



Cambria  
- Laminate

23-M3620LFC  
23-M3654LFC  
23-M7220CRLL  
23-M7220CRRL

